

AWUTU SENYA DISTRICT ASSEMBLY



REPUBLIC OF GHANA

In case of reply, the number
And date of this letter should
Be quoted


P. O. Box 4
Awutu – Beraku
Digital Address: CW-0003-4982
Website: www.awutusenyada.gov.gh
Email: awutusenyada2024@gmail.com



Our Ref: ASDA/18/20/16/006

Your Ref:

Call: 0243-403837



SUBMISSION OF 2025 SECOND QUARTER ENVIRONMENTAL HEALTH AND SANITATION REPORT

I submit herewith 2025 Environmental Health and Sanitation Second Quarter Report for your perusal and necessary action please.

VERONICA DZOKOTO
(DISTRICT ENVIRONMENTAL HEALTH OFFICER)

DISTRICT COORDINATING DIRECTOR
AWUTU SENYA DISTRICT ASSEMBLY
AWUTU BERAKU

(3) DPD

pls take action

M.E

18/07/2025

AWUTU SENYA DISTRICT ASSEMBLY

ENVIRONMENTAL
HEALTH AND SANITATION UNIT

2 ND QUARTER REPORT
(2025)

Contents

LIST OF FIGURES	vii
EXECUTIVE SUMMARY	viii
KEY PERFORMANCE AREAS (KPAs)	ix
1.0 INTRODUCTION	5
1.1 District Profile	5
1.1.2.4 District Map as captured in National, Regional and District Contexts	7
1.3 Mission	10
1.4 Main objectives	10
2.7.2 Trend of disease in the district	43
2.2 Human Resource	46
2.2.1 Staff Strength	46
CHAPTER THREE	50
3.0 KEY ACTIVITIES PERFORMED FOR THE PERIOD UNDER REVIEW	50
3.1 MANAGEMENT AND ADMINISTRATION	50
3.1.1 Meetings	50
3.2.1 Solid Waste Management	51
3.2.2 Liquid Waste Management	58
3.3 STANDARD ENFORCEMENT	67
3.3.1 Premises and facilities inspection	67
Food Hygiene	75
3.4.1 Background	75
3.4.2 Observations/Findings/Remarks	77
3.5 Infection prevention intervention	85
3.5.1 Background	85
3.5.1.2 Objective	85
5.13.2 Areas covered for distribution	86
4.0 CHAPTER FOUR	86
4.1 ACHIEVEMENT, CONSTRAINTS	86
4.1.1 Achievement	86
4.1.2 Constraints	87
CHAPTER FIVE	87
5.0 CONCLUSION AND RECOMMENDATION	87
5.1 Conclusion	87
5.2 Recommendations	88

Table 1: SUMMARY OF MAJOR ACTIVITIES CARRIED OUT
vii

Table 2:Summary of Road Network in the District
5

Table 3:Data on Schools in the District
6

Table 4:Data on Health facilities
6

Table 5:List of Health Personnel in the Health facilities
6

Table 6:Annual Action Plan (AAP) for 2025
13

Table 7:Key Result Areas
14

Table 8:Update of Indicators
15

Table 9:Data on Household population and communities
18

Table 10:Summary of projected population of the district
24

Table 11:LIST OF PUBLIC BASIC SCHOOLS IN AWUTU SENYA DISTRICT
26

Table 12:List of Private Basic Schools in the Awutu Senya District
29

Table 13: Summary of Schools and Percentage of Sanitary facilities
32

Table 14:Data on Functional water systems
34

Table 15:Directory of Community Based Organization (CBO) in the District
40

Table 16:Top ten Diseases
41

Table 17:Directory of Fish Monger in the District
42

Table 18:Number of Environmental Health Staff
43

Table 19:List of Officers and their designation
43

Table 20:Required Sanitation Guard for the District
44

Table 21: Required Zoom lion workers in the district

44	<i>Table 22:Auxiliary Labourers for the District Assembly</i>
44	<i>Table 23:List of logistics</i>
45	Table 24:Data on Sanitary Infrastructure
46	<i>Table 25:Data on Solid waste and collection</i>
48	<i>Table 26:Data on progressive waste generation and collection in Awutu Senya District</i>
49	<i>Table 27: Data On Refuse Dumpsites (2024)</i>
50	<i>Table 28: Data on monthly collection and haulage of solid waste in the district</i>
51	Table 29:Waste generation and collection at Area Council level
52	Table 30:Condition of Communal Containers and Container sites
52	<i>Table 31: Data on the locations and conditions of communal containers</i>
53	<i>Table 32:Improved Basic Sanitation Data-2025 For Awutu Senya District</i>
54	<i>Table 33:Latrine coverage</i>
54	<i>Table 34:Data on Progressive Latrine Coverage</i>
55	<i>Table 35:Sanitary facilities in the district</i>
56	Table 36:DATA ON THE OPERATION AND MANAGEMENT OF TOILET FACILITIES IN THE DISTRICT
57	<i>Table 37:Data On Premises Inspection Conducted and Nuisance Abatement in Second Quarter(2025)</i>
61	Table 38:Breakdown of premises inspected and successful prosecution made
62	Table 39:Data on some nuisance detected in 2ndQuarter,2025
63	Table 40: Zonal Area of the Area Councils
68	Table 41:Number of Vendors screened
69	Table 42: Distribution by Gender
70	Table 43: Number of Food vending operations in the district in involved in the medical health screening exercise
70	Table 44: Number of positive cases recorded during the medical screening exercise
71	

Table 45: Distribution of positive cases by Zonal Areas 72
Table 46: Financial appropriation..... 74
Table 47: Distribution status 75
Table 48: Communities covered 76

LIST OF FIGURES

Figure 1:Awutu Senya District Map 10

ABBREVIATION

ACEHA	Assistant Chief Environmental Health Assistant
AEHA	Assistant Environmental Health Analyst
CLTS	Community-Led Total Sanitation

DEHO	District Environmental Health Analyst
DPCU	District Planning and Coordinating Unit
GHS	Ghana Health Service
KPAs	Key Performance Areas
M&E	Monitoring and Evaluation
MMDA	Metropolitan, Municipal and District Assembly
MLGRD	Ministry of Local Government and Rural Development
MLNR	Ministry of Land and Natural Resources
MoU	Memorandum of Understanding
NADMO	National Disaster Management Organization
PHC	Population and Housing Census
SHEP	School Health Education Program
SEHA	Senior Environmental Health Assistant
WASH	Water, Sanitation and Hygiene

EXECUTIVE SUMMARY

In accordance with the National Sanitation Policy, the Environmental Health and Sanitation Department under Metropolitan, Municipal and District is mandated to promote and protect public health and also to provide backstop in ensuring the provision of basic requirement for healthy and pleasant physical environment through the MMDAs in collaboration with stakeholders.

Out of the National Sanitation Policy, the Ministry of Local Government and Rural Development (MLGRD) has developed a technical guideline document titled ‘The Programme guidelines which are implemented by the MMDAs, routinely looks at Four (4) broad areas namely, effective environmental health inspections (Sanitary Inspections), dissemination of sanitary information (Hygiene Education), Infection and pest/vector control and law enforcement. All MMDAs have developed Waste Management and Environmental Health Plans to help solve the numerous sanitation problems.

The District Environmental Health and Sanitation Department exist to

- I. Perform slaughterhouse duties and food hygiene (meat inspection, food protection, medical screening of food handlers)
- II. Enforce Public Health Laws (serving of notices, court summons, preparation of charge sheet, prosecution of offenders, bench warrant application and execution).
- III. Carry out health education and promotion (community entry, mobilization, education and follow up)
- IV. Carry out premises inspection.
- V. Supervise waste management activities.
- VI. Carry out operation and maintenance of sanitary sites and facilities.
- VII. Control stray animals

KEY PERFORMANCE AREAS (KPA's)

1. Management and Administration
2. Waste Management
3. Standard Enforcement
4. Health Education and Promotion
5. Food Hygiene

This report highlights on major activities carried out for January to December,2024 , the challenges, recommendations, and projections for the years ahead.

Table 1: SUMMARY OF MAJOR ACTIVITIES CARRIED OUT

S/N	KEY PERFORMANCE AREA	KEY PERFORMANCE INDICATORS	TARGETS ACHIEVED	%OF TARGETS ACHIEVED	REASON FOR ADVERSE OUTCOME
1	Management & Administration	To procure office equipment and logistics	No Communal Refuse container was procured	0.00%	Financial challenges
		To hold monthly staff meeting	No staff meeting was held in the 1 st Quarter	0.00%	Logistics and financial constraints
		To participate in Regional Review and Planning Meetings	The office is yet participate 2 nd Quarter Regional Review and Planning Meeting	100%	It is a mandatory for the office to participate in such meeting
		To attend District Planning and Coordinating Unit and Management Meetings	The office participated in 2 nd Quarter DPCU and Management meetings	100%	It is a mandatory for the office to participate in such meeting
		To prepare Quarterly-year and Annual report on activities undertaken	All the four Quarterly reports for the year prepared	100%	It is a requirement for the office
2	Waste Management	To increase the collection and disposal of refuse from 14% to 30% by the end of 2024	Needs conscious and deliberate efforts to be able to tackle collection and haulage of waste in the district	8.54%	Financial and logistical challenges
		To increase Basic Sanitation Coverage from 40% to 60% by the end of 2023	Need conscious and deliberate efforts to be able to increase basic sanitation coverage	51.62%	Financial and logistical challenges
		To organize monthly clean-up exercise in the district	One clean-up exercises organized for the Quarter	33.33%	Funds were not available for the activities
		To maintain Final Disposal sites, Assembly toilets and desilting drains	Clearing, levelling and compaction of final disposal sites has started by Private Waste Management Contractor	0.00%	Financial constraints
		To supervise disinfection and disinfestation of public toilets, markets, major drains and container sites in the district	Market, major drains, container sites and public toilets at Beraku were thoroughly disinfected	67%	It is the mandate of Zoom lion Ghana Limited

S/N	KEY PERFORMANCE AREAS	KEY PERFORMANCE INDICATORS	TARGET ACHIEVED	% OF TARGET ACHIEVED	REASONS FOR ADVERSE OUTCOME
3	Standard Enforcement	To conduct 1,000 premises inspection	731 premises were inspected	73.10%	This achievement was through the officer's effort in transporting themselves to the premises
		To serve 200 notices to recalcitrant sanitary offenders	111 Invitation and abatement notices were served to recalcitrant offenders	62.00%	Most of the premises complied with immediate abatement of nuisances
		To ensure that at least 50% of the notices served are complied with sanitary offenders	65 of the sanitary offenders fully complied with the invitation notice served	58.56%	Most of the offenders were law abiding citizens
		To prosecute at least 10 sanitary offenders	No Sanitary Offenders were prosecuted	0.00%	
Hygiene Promotion	To undertake Community-led total sanitation in selected communities and declare three of them ODF	Communities are yet to be entered	0.00%	Financial and logistical challenges	
	To declare 3 Open Defecation Free (ODF) communities	ODF achievement was not be initiated	0.00%	The support for the activity is not available coupled with financial and logistical challenges	
	To facilitate 80 CLTS latrine construction in declared ODF communities	Latrines construction was not initiated	0.00%	The support for the activity is not available coupled with financial and logistical challenges	
Food Hygiene	To sensitize 5000 food vendors on food safety and handling	1,908 Food vendors were sensitized	38.16%	Through the inefficiencies of the Medical Contractor	
	To medically screen 5,000 food vendors	1,908 Food vendors were sensitized	38.16%	Through the inefficiencies of the Medical Contractor	
	To issue out Food Vending Certificate to at least 90% of medically screened food vendors	1,754 Food Vending Certificates were issued to medically screened food vendors and handlers	91.93%	Through the inefficiencies of the Medical Contractor	

CHAPTER ONE

1.0 INTRODUCTION

1.1 District Profile

1.1 Establishment of District Assembly

Awutu Senya Assembly (ASDA) is one of the 22 autonomous MMDAs in the Central Region of Ghana. It was established by LI 2024 on 6th February, 2012. The Capital of the District is Awutu Beraku.

1.2 Population

The 2021 Population and Housing Census estimated the population of the district to be 161,460, accounting for 5.6% of the population of the Central Region. A population size of 181,725 is projected for the year 2025, made up of 48.44% males (88,036) and 51.56% females (93,688) using a growth rate of 3%.

1.3 District Economy

1.3.1 Agriculture

The main economic activity in the district is agriculture (fishing and farming) and agroprocessing. Agriculture (including fishing) and its related activities employ about 56% of the working population in the district. The district has a very good potential for irrigation farming as it can boast of the Ayensu, Kwekude River and dam and Okurudu stream.

Major Agriculture commodities produced in the district include cocoa, coconut, mango oil palm, citrus, cowpea, yam, cassava, sweetpotatoes, maize, pepper, garden eggs, okra, carrots, cabbage, tomatoes, pineapple, watermelon and pawpaw, notably, there are large and medium scale farmers who produce pineapple for export.

1.3.2 Road

The major roads in the district are the section of the Accra-Cape Coast (N1), the Kasoa – Bawjiase road; The Awutu-Obrachire road. There are other feeder roads that link and facilitate movement of people in the district but are only motor able in the dry season. However, periodic reshaping is done to keep the roads motorable all season. The road network available is summarized below

Table 2: Summary of Road Network in the District

S/N	ROADS	LENGTH (KM)
1	First class Road	2KM
2	Trunk Road	14KM
3	Engineered Feeder Roads	45KM

4	Un-engineered Feeder Roads	45KM
---	----------------------------	------

1.3.3 Education

The Education Directorate is made up of Eight (8) Circuits namely Ayensuako, Awutu Bawjiase (A&B), Bontrase, Obrachire, Senya, Beraku and Jei-Krodua. The number of schools in the district by levels are given below

Table 3: Data on Schools in the District

S/N	SCHOOLS	NUMBER
1	Kindergarten/Pre-Schools	159
2	Private Primary Schools	89
3	Public Primary Schools	70
4	Private Basic School	51
5	Public Basic School	69
6	Senior High School	5
7	Technical and Vocational Institutions	0
8	Tertiary	0

In all there are 229 Private Schools and 214 Public Schools and with a grand total of 443 of both private and public Schools.

1.3.4 Health

There are 257 Health facilities with 257 Health personnel in the district and below is the breakdown

Table 4: Data on Health facilities

S/N	HEALTH FACILITIES	NUMBER
1	Public Health Centres	4
2	CHPS Compounds	26
3	Poly Clinics and Maternity Homes	37

Table 5: List of Health Personnel in the Health facilities

S/N	HEALTH FACILITIES	NUMBER OF PERSONNEL
1	Public Health Centres	120
2	CHPS Compounds	46
3	Poly Clinics and Maternity Homes	82

1.3.5 Environment

Vegetation in the district can be broadly classified as forest and savannah woodland. The environment is faced with some challenges, notable among them are sand winning, bushfire, logging, stone quarrying and inappropriate farming method which destabilizes the ecosystem. However, the Assembly, in collaboration with stakeholders has Put in measures to curb the menace of these environmental challenges.

1.3.6 Sanitation

The categories of solid waste generated comprises plastics and polythene, Cartons and paper, Organic garbage, Metals, Broken bottles and glasses, Sawdust and wood shavings. One major challenge in this regard is the inadequate dumping sites leading to unauthorized dumping in the communities.

There are 11 communal refuse containers provided by Zoom Lion Company Limited and situated at vantage points in the district especially markets where refuse is often generated. An additional refuse container was procured by the Assembly within the year, 2024. Zoom lion Company also carries out disinfection and disinfestation exercise and the desilting of public drains from time to time.

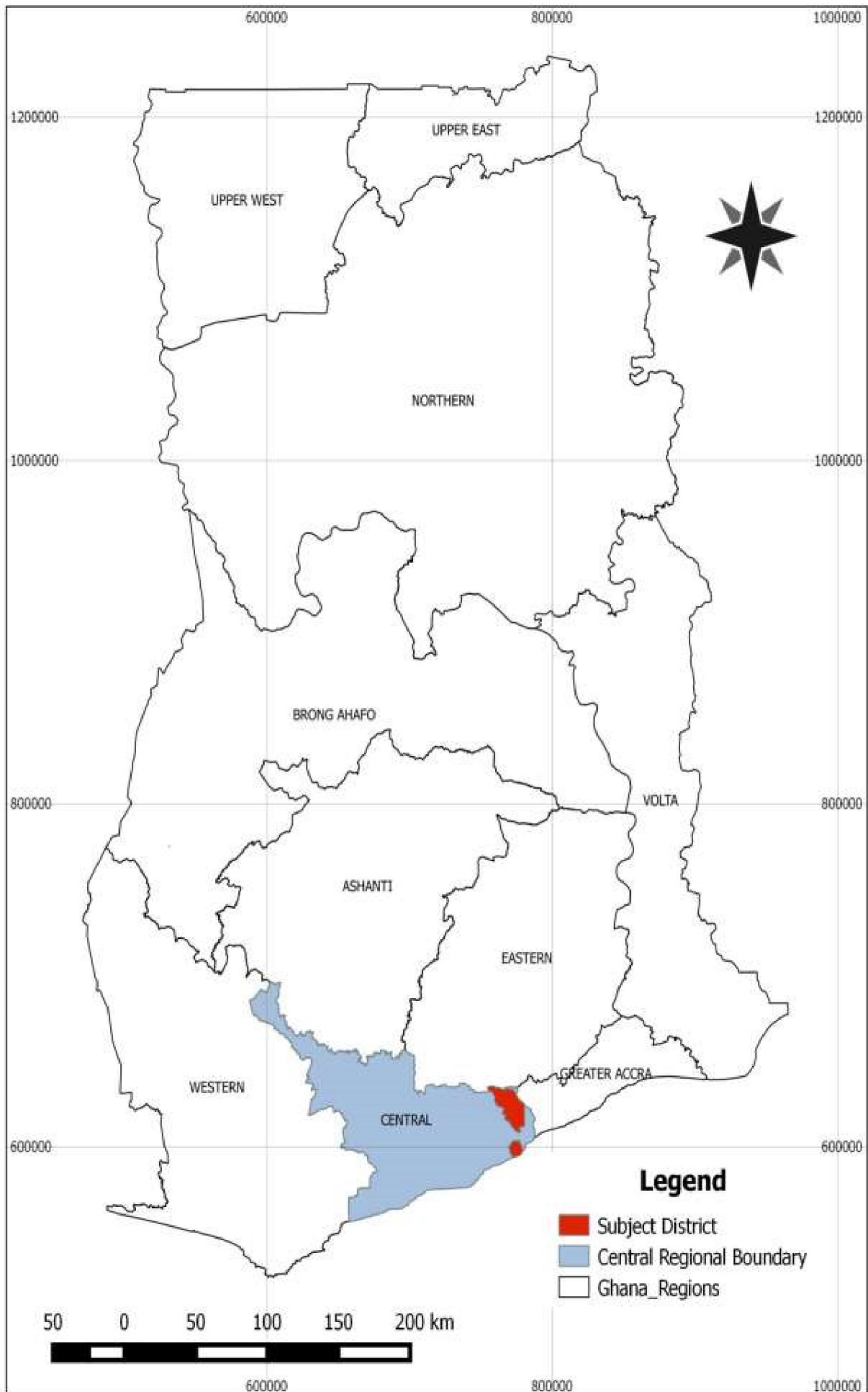
1.3.7 Tourism

The district is endowed with historical natural sites which needs some level of marketing and investment. A historical monument in Senya called the Good Hope Fort is located along the Gulf of Guinea and was built by the Dutch is considered the second Fort, /Castle built in the Central Region of Ghana. Spots of forest in the hinterlands have some natural stone caved feature that needs development and promotion. Forest around Bontrase, Baewuanum, Bosomabea and other areas could be developed with canopy walk ways. The topography of the areas which come in the form of valleys and hills around the forest can be developed by investors with artificial rivers and golf courses.

1.1.2.4 District Map as captured in National, Regional and District Contexts

The Maps below shows the District in the National Context, Regional Context and the after

AWUTU SENYA DISTRICT IN NATIONAL CONTEXT



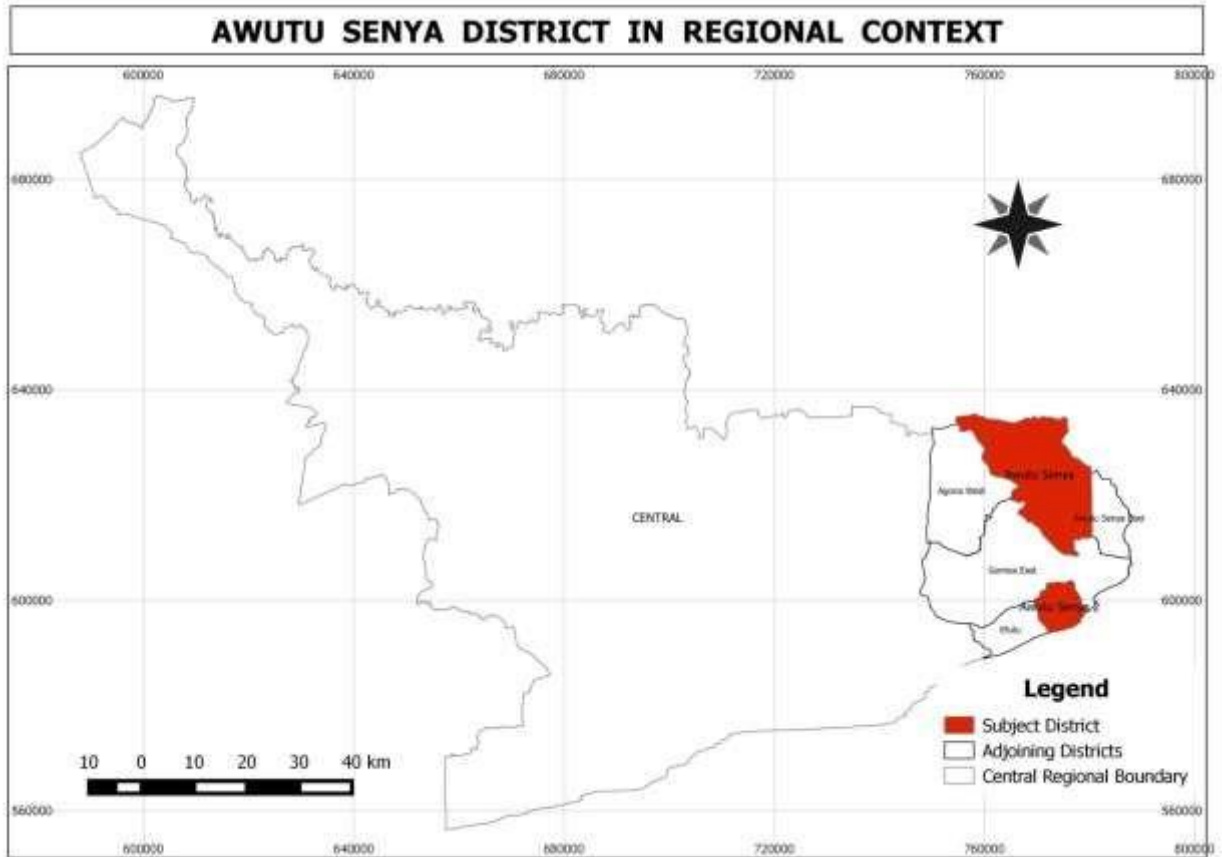
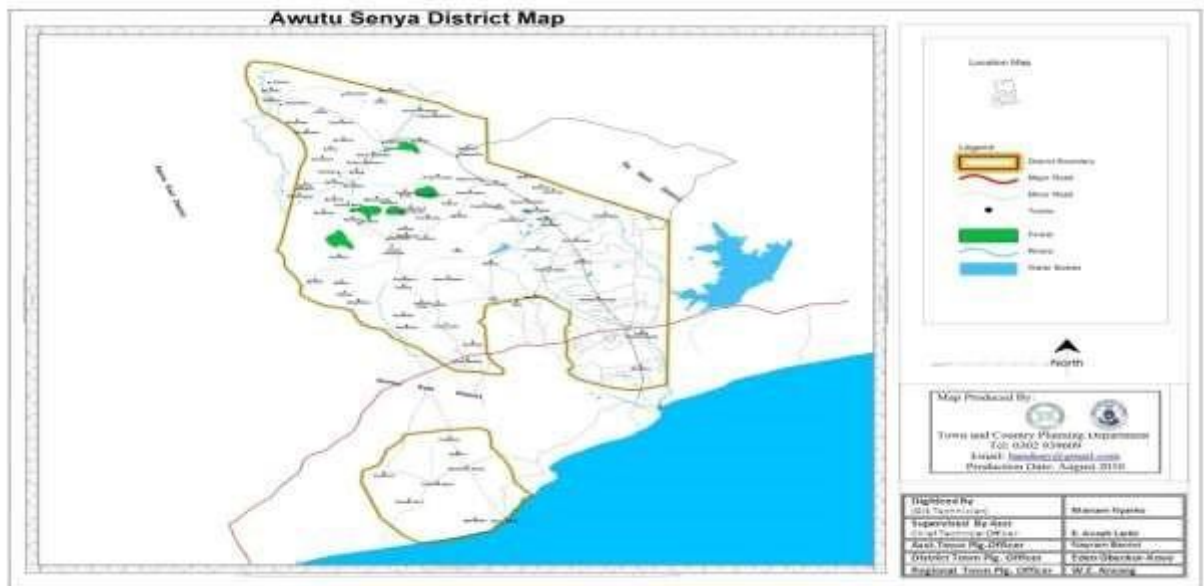


Figure 1: Awutu Senya District Map



1.2 Vision

| Page

The Awutu Senya District Assembly aspires to create an attractive knowledge-based society with the enabling environment which provides equal opportunities and potentials for socio-economic development for her people.

1.3 Mission

The District Assembly exists to facilitate improvement in the quality of life of the people within the Assembly's jurisdiction through equitable provision of services for the total development of the district, within the context of Good Governance.

1.4 Main objectives

- To increase the collection and disposal of refuse from the current 15% to 30% by the end of 2025.
- To increase Basic Sanitation Coverage from 50% to 70% by the end of 2025
- To educate and sensitize One Thousand (1000) households on health, hygiene and sustainable sanitation
- To enforce environmental health Laws (Assembly Bye Laws) by prosecuting at least Five (5) sanitary offenders at law court.

- To medically screen Five Thousand (5,000) Food and Drink Handlers in the district by the end of 2025

CHAPTER TWO

2.0 KEY RESULT

Table 6: Annual Action Plan (AAP) for 2025

Broad Activities	Location	Time Frame				GoG	IGF/ABFA	DACFRFG	DONOR	OTHERS	New	Ongoing	Lead	Collaborating
		Q1	Q2	Q3	Q4									
Procurement of 2no. Refuse Containers						30,000.00					√	EHU	Depts. of Ass	
Clearing of land for Final Disposal Site at Bonsuoku	Bonsuoku					20,000.00					√	EHU	Depts. of Ass.	
Maintenance of Disposal site at Bonsuoku	Bonsuoku					30,000.00					√	EHU	Depts. of Ass.	
Procurement of Sanitation Tools and Equipment (MP)/ Procurement of Sanitation Tools (Brooms, Shovels, Detergent, Gloves, Wheelbarrow, Protective cloths etc)	District Wide						30,000.00				√	EHU	Depts. of Ass.	
Sensitization and Screening of Food Vendors	District wide					25,000.00					√	EHU	Depts. Of Assembly	
Intensify public education on environmental health issues	District Wide					3,000.00					√	EHU	Depts. of Assembly	
Desilting of Drains at Bawjiase and Beraku market	Awutu Beraku					20,000.00	30,000.00				√	EHU	Depts. of Assembly	
Dislodgement of Assembly owned public toilets	District Wide					5,000.00					√	EHU	Depts. Of Assembly	
Organise monthly clean-up exercise	Area Councils					12,000.00					√	EHU	Depts. of Assembly	
Support and expand CLTS in the District	Awutu Beraku and Kasoa					3,000.00	2,000.00				√	EHU	Depts. of Assembly	
Sanitation Improvement Package (Zoomlion)	DACF secretariat					170,200.00					√	EHU	Depts. Of Assembly	
Fumigation (source deduction) / Periodic Evacuation of Refuse dump sites in selected communities	DACF secretariat					161,000.00					√	EHU	Depts. Of Assembly	

Table 7:Key Result Areas

SN	KEY PERFORMANCE AREA	KEY PERFORMANCE INDICATORS	WEIGHT%
1	Management and Administration	To procure office equipment and logistics	2%
4		To hold monthly staff meetings	1%
5		To Participate MMDEHO Review and Planning Meetings at the Regional level	1%
6		To attend District Planning and Coordinating Unit (DPCU) and Management meetings	2%
7		To prepare Action Plan for the year	2%
8		To prepare Quarterly, Annual report and Activity Reports for all activities undertaken	2%
9	Waste Management	To increase the collection and disposal of refuse from 15% to 30% by the end of 2024	5%
10		To increase Basic Sanitation Coverage from 50% to 70% by the end of 2024	5%
11		To organize monthly clean-up exercises in the district	5%
12		To maintain final disposal sites, Assembly toilets and desilting drains	5%
13		To supervise disinfection and disinfestation of public toilets, markets ,major drains and container sites in the district	5%
14	Standard Enforcement	To conduct Two Thousand (1,000) premises inspection	5%
15		To serve Hundred (100) abatement notices to recalcitrant offenders	5%
16		To issues Fifty (50) summons to recalcitrant offenders	5%
17		To prosecute at least Ten (10) recalcitrant offenders	5%
18	Hygiene Promotion	To undertake Community-Led Total Sanitation in selected communities and declare three of them	10%
19		To intensify health education in Eighty (80) public basic and private schools	5%
20		To facilitate the institution of Hand washing facilities in Fifty (50) public and private schools	5%

21		To sensitize Three Thousand (3,000) Food Vendors on food safety and handling	5%
22	Food Hygiene	To medically screen Three Thousand (3,000) Food Vendors in the district	15%
23		To issue at least Three Thousand Hundred (3,000) Food Vending Certificates medically screened food vendors	5%

Table 8: Update of Indicators

SN	UNIT	AREA/ ACTIVITY	INDICATOR		BASELINE		2024 ACHIEVE MENT
					2023 Achievement	2024 Target	
1	Hygiene Promotion and Research	CLTS	No. of Communities entered		3	6	0
			No. of ODF achieved		0	5	0
			No. of Sanitized Communities achieved		0	0	0
			No. of Sustainable sanitized Communities		0	0	0
			No. HH Latrines Constructed under CLTS	Flush toilets	12,274	6,555	0
				VIP toilets			
		Other.....					
		No. of hand washing facilities Constructed		0	0	0	
		WASH in Schools and Health Facilities	Proportion of Public Schools with access to	Sanitation	100%	100%	100%
				Water	100%	100%	100%
				Hand Washing	66.67%	100%	0%
			Proportion of Private Schools with access to	Sanitation	100%	100%	100%
				Water	100%	100%	100%
				Hand Washing	90.22%	100%	0%
Proportion of Health facilities with adequate	Sanitation		100%	100%	100%		
	Water		100%	100%	100%		
	Hand Washing		100%	100%	100%		
2	Liquid waste	Pop with access to Safely managed Sanitation		41,732	21,632	0	
		Total No. of Non-CLTS HH Latrines Constructed	Flush toilets	0	0	0	
			VIP toilets	0	0	0	
			Other.....	0	0	0	
	Solid waste	Tonnage of refuse collected and transported to final disposal site		3,525	1,960.21	757.50	
		Proportion of refuse heaps evacuated		13.47%	30%	11.59%	
3	Food Hygiene, Water and Drug Safety	Food vendors screening	Total number of food vendors registered		5,000	5,000	5,000
			Proportion of food vendors screened		987	5,000	4,584
			Proportion of food vendors certified		15.68%	100%	91.68%
		Proportion of Common diseases	Typhoid	3.19%	N/A	1.52%	

		identified	Hepatitis A	N/A	N/A	N/A
--	--	------------	-------------	-----	-----	-----

			Other (Specify)	N/A	N/A	N/A
		Food Animals Slaughtered and inspected	No. of Bovine slaughtered	N/A	N/A	N/A
			Proportion of Bovine passed for consumption	N/A	N/A	N/A
			No. of Ovine slaughtered	N/A	N/A	N/A
			Proportion of Ovine passed for consumption	N/A	N/A	N/A
			Other (Specify).....	N/A	N/A	N/A
			Common disease conditions identified	N/A	N/A	N/A
4	Environmental Health Standard Enforcement	Premises inspection	#Number of premises in the MMDA	53,182	53,182	53,182
			#Number of premises inspected	7,602	2,809	720
			#Number notices served	113	50	32
			#Number of notices complied with	84	32	24
		Stray animal control	#Number of animals impounded	0	0	0
			#IGF out of stray animal control	0	0	0
		Prosecution of Sanitary offenders	No. of Successful prosecution by MMDAs	27	10	0
			#Number of summonses served	56	15	0

2.1 Data Management

In every cooperate institution or organization, data management is very critical in the management of day-to-day affairs of the institution due to the following reasons.

- Identifying the gaps in the system
- Tracking the progress of activities of the organization
- Help in proper planning and decision making

2.1.1 Demographic data of the district

Table 9: Data on Household population and communities

S/N	Locality Name	Region/District code	Population			Projected Population -2021			Number of houses	Households		Locality code
			Total	Male	Female	Total	Male	Female		Number	Average size	
	ABERFUL	0209	316	154	162	568	277	291	63	143	4.5	02091001149001
2	ABOANKYIWONWI	0209	94	45	49	169	81	88	16	46	4.5	02091003238004
3	ABOASAH	0209	230	112	118	414	201	213	45	87	5.1	02091003146001
4	ABONDWESE	0209	190	86	104	342	155	187	46	44	4.3	02091003162005
5	ADAWUKWAO	0209	2,665	1,274	1,391	4,794	2,292	2,502	554	1406	4.1	02091002000018
6	ADOKOKWA	0211	289	145	144	520	256	264	13	18	0	02112003164042
7	AGYA KOPE	0209	8	6	2	14	11	4	2	4	8.0	02091003140010
8	AHENTIA	0209	723	355	368	1,301	639	662	168	879	3.6	02091002000007
9	AKOLEY	0209	24	12	12	43	22	22	7	13	4.0	02091003162003
10	AKONINSIN	0209	81	41	40	146	74	72	10	22	7.1	02091003199002
11	AKOPA	0209	2	0	2	4	0	4	1	2	2.0	02091003250003
12	AKPAKLE	0209	14	7	7	25	13	13	1	4	7.0	02091003251004
13	AKPETESHIE NKWANTA	0209	134	69	65	241	124	117	24	60	4.8	02091003240012
14	AKRABONG	0209	9	6	3	16	11	5	3	7	3.0	02091003160001
15	AKRAMPA	0209	283	146	137	509	263	246	55	109	5.1	02091003048003
16	AKUBRIFA (BABARE)	0209	159	73	86	286	131	155	32	58	4.4	02091003161002
12	AKPAKLE	0209	14	7	7	25	13	13	1	4	7.0	02091003251004

	AKUMATOM	0209	897	499	398	1,614	804	810	34	40	8.0	
19	AMADWA	0209	215	111	104	387	200	187	44	82	4.9	02091003148001
20	AMANINGKROM	0209	0	0	0	0	0	0	0	0	0	02091003235010
21	AMOWI	0209	84	42	42	151	76	76	18	40	4.7	02091003235002
22	AMUTRUM	0209	49	24	25	88	43	45	9	26	4.1	02091003235003
23	ANE AKURAA	0209	13	5	8	23	9	14	1	2	3.0	02091003210003
24	ANIM AKUBRIFA	0209	1,117	532	585	2,009	957	1,052	206	553	4.4	02091001188001
25	ANKAMASE	0210	173	88	85	311	158	153	57	97	3.7	02101003127004
26	ANOMAWOBI	0209	99	56	43	178	101	77	27	490	4.5	02091003179003
27	ANTO KWAKU VILLAGE (YOHANE)	0209	30	8	22	54	14	40	7	15	4.3	02091003241002
28	APRA	0208	631	310	321	1,135	558	577	99	322	4.3	02081003166001
29	ASHONG	0209	524	232	292	943	417	525	99	258	4.5	02091003162006
30	ATAA DOODO	0209	12	4	8	22	7	14	1	2	12.0	02091003240007
31	ATAAFIO (GBEDEY)	0209	47	28	19	85	50	34	12	22	4.7	02091003140021
32	ATUA DOMEABRA	0209	34	20	14	61	36	25	7	15	4.9	02091003240010
33	ATUKPUI	0209	0	0	0	0	0	0	1	3	0	02091003181004
34	AWUTU AKROPONG	0209	768	371	397	1,382	667	714	110	402	3.7	02091001194001
35	AWUTU BANTAMA	0209	495	235	260	891	423	468	119	553	3.9	02091001150001
36	AWUTU BEBIANIHA	0209	861	434	427	1,549	781	768	106	401	4.5	02091001200001
37	AWUTU BEREKU	0209	6,289	3,061	3,228	11,314	5,507	5,807	671	3202	4.0	02091002000002
38	AWUTU GYANNOR	0209	0	0	0	0	0	0	1	0	0	02091003193006
39	AWUTU KWAMAN NO.1	0209	145	78	67	261	140	121	24	318	4.6	02091003235001
40	AWUTU KWAMAN NO.2	0209	648	304	344	1,166	547	619	90	308	4.4	02091003236002
41	AWUTU KWAMAN NO.2	0209	561	254	307	1,009	457	552	81	302	3.9	02091003236001
42	AWUTU MAMPONG	0209	293	143	150	527	257	270	64	131	4.5	02091003193001
43	AWUTU MFAFO	0209	729	360	369	1,311	648	664	125	356	4.1	02091002000015
44	AWUTU OKWABINA	0209	860	414	446	1,547	745	802	113	344	4.6	02091001242001

45	AWUTU SMALL LONDON	0209	234	119	115	421	214	207	44	112	4.6	02091003047002
46	AYENSUAKO	0209	740	358	382	1,331	644	687	148	494	3.3	02091001253001
47	AYIGBE AKURAA	0209	8	3	5	14	5	9	1	2	8.0	02091003181002

48	AYIRESO	0209	587	313	274	1,056	563	493	132	333	3.8	02091002000013
49	AYORNYO AKURAA	0209	0	0	0	0	0	0	1	0	0	02091003252003
50	BAALE (KUTUMU)	0209	36	20	16	65	36	29	10	22	3.6	02091003162004
51	BAWJIASE	0209	15,976	7,386	8,590	28,741	13,287	15,453	1,530	9077	3.7	02091002000019
52	BENTUM	0209	5	2	3	9	4	5	1	2	5.0	02091003162001
53	BETSEMFA	0209	23	9	14	41	16	25	7	13	3.8	02091003199006
54	BEWUANUM	0209	819	399	420	1,473	718	756	188	518	3.4	02091002000014
55	BONSUEKU-OKISIBIADZE	0209	881	445	436	1,525	770	755	150	487	4.0	02091001002001
56	BONTRASE	0209	3,136	1,467	1,669	5,542	2,593	2,949	443	1406	4.3	02091002000008
57	BOSOMABENA	0205	10	6	4	18	11	7	1	2	10.0	02051003179023
58	BROFOYEDUR ESSUMAN	0209	14	8	6	25	14	11	2	4	7.0	02091003193004
59	CHIAWO KOPE	0209	22	11	11	40	20	20	5	9	5.5	02091003140009
60	CHOCHO	0209	489	223	266	880	401	479	137	254	3.8	02091003147001
61	CHRISTOPHER AKURAA	0209	4	0	4	7	0	7	1	2	4.0	02091003181003
62	DADAKO (KWABINA TETTEY)	0209	169	79	90	304	142	162	27	82	4.6	02091003240001
63	DANKWA	0209	304	150	154	547	270	277	64	173	3.5	02091001243001
64	DARKO BOTWE	0209	31	14	17	56	25	31	2	7	10.3	02091003238002
65	DOMEABRA - AMUTUM	0209	1	1	0	2	2	0	1	2	1.0	02091003235004
66	DOUDUKROM	0209	29	13	16	52	49	55	3	3	0	02091003146002
67	EHUNTEM	0209	403	190	213	705	332	373	70	194	4.4	02091003251001
68	FIANKO	0209	1,006	491	515	1,658	809	849	185	458	4.5	02091002000020
69	FIANKO AKURAA	0209	79	38	41	142	68	74	27	46	3.8	02091003249003

70	GEORGE KOPE	0209	1	1	0	2	2	0	1	2	1.0	02091003140004
71	GINGO	0209	2	2	0	4	4	0	1	2	2.0	02091003235008
72	GYAKAWO	0209	9	5	4	16	9	7	1	35	9.0	02091003238005
73	GYANKROM	0209	73	36	37	131	65	67	15	35	4.6	02091003179002
74	GYATO AKURAA	0209	34	15	19	61	27	34	6	20	3.8	02091003235006
75	GYEIABOANO	0209	0	0	0	43	24	19	2	3	0	02091003179004
76	HASOWODZE	0209	50	25	25	90	45	45	8	24	4.5	02091003240003

77	KAMSI FARMS	0209	24	11	13	43	20	23	8	18	3.0	02091003048002
78	KAWANOPADO	0209	59	24	35	106	43	63	17	46	2.4	02091003252002
79	KERMOWOR	0209	300	158	142	501	264	237	58	92	6.0	02091003047001
80	KOFI ANSAH	0210	262	132	130	462	233	229	54	112	4.8	02101003137001
81	KOJO PLETTEY	0209	15	7	8	27	13	14	1	4	7.5	02091003240009
82	KOJO TIVANYO	0209	8	4	4	14	7	7	1	2	8.0	02091003240002
83	KOKOBEN	0209	378	180	198	671	320	351	68	181	4.0	02091001151001
84	KOLEMAN	0209	36	17	19	65	38	27	10	26	3.0	02091003204002
85	KONGO	0209	57	33	24	103	59	43	10	26	4.8	02091003235005
86	KPACHGRA	0209	2	1	1	4	2	2	1	2	2.0	02091003250004
87	KWABONDZE	0209	498	226	272	855	388	467	123	209	4.8	02091001180001
88	KWADWO AYISA	0209	54	25	29	97	45	52	7	15	7.7	02091003001002
89	KWADWO OTUO (ABODWESE)	0209	24	14	10	43	25	18	3	7	8.0	02091003184003
90	KWAKU BAKAI	0209	1	1	0	2	2	0	1	2	1.0	02091003181005
91	KWAKU BO AKURAA	0209	102	46	56	183	83	101	29	32	4.6	02091003249002
92	KWAKU TWIE	0209	28	12	16	50	22	29	1	9	7.0	02091003241003
93	KWAMAN NEW TOWN	0209	626	302	324	1,057	510	547	108	332	4.0	02091001234001
94	KWAME ADJEVI AKURAA	0209	10	7	3	18	13	5	1	2	10.0	02091003240011
95	KWAME WETTEY	0209	342	155	187	615	279	336	82	170	4.4	02091001145001

96	KWAME ZEVOR	0209	10	3	7	18	5	13	1	2	10.0	02091003140008
98	KWAO AMOAKOH	0209	14	7	7	25	13	13	3	7	4.7	02091003160003
99	KWAO BRONI	0209	2	1	1	4	2	2	1	2	2.0	02091003235007
100	KWAO LARBI KROM	0209	73	34	39	131	61	70	11	24	6.6	02091003047003
101	KWAOKRABI	0209	87	46	41	157	83	74	14	35	5.4	02091003199003
102	KWARTEY AKURAA	0209	7	4	3	13	7	5	1	2	7.0	02091003251002
103	KWASHIKPO KOPE	0209	14	8	6	25	14	11	4	4	7.0	02091003140005
104	KWASI BUDUKROM	0209	38	20	18	68	36	32	9	20	4.2	02091003160002
105	KWEI	0209	7	3	4	13	6	7	1	2	7.0	02091003162002
106	KWEKU ANSAH	0209	247	136	111	444	245	200	53	89	4.7	02091003046003
107	KWESI ABBEY	0209	148	64	84	266	115	151	25	75	4.3	02091003210001

108	KWESI BEYIN	0209	49	26	23	88	47	41	11	26	4.1	02091003147003
109	KWESI TETTEH	0209	4	1	3	7	2	5	1	2	4.0	02091003240008
110	LARBI	0209	208	91	117	374	164	210	72	138	2.9	02091003181001
111	LARBI AKURAA	0209	127	72	55	228	130	99	26	30	4.2	02091003238001
112	LARBI NKWANTA(AWUTU BOTOKU)	0209	54	28	26	97	50	47	11	24	4.5	02091003046001
113	LOYE	0209	318	166	152	562	293	269	77	153	4.1	02091003048001
114	MAA ADWOA AKURAA	0209	28	15	13	50	27	23	5	9	7.0	02091003249005
115	MADAM AKURAA	0209	1	0	1	2	0	2	1	2	1.0	02091003240006
116	MAMFE AKURAA	0209	18	12	6	30	20	10	6	13	3.0	02091003240004
117	MANGOASE	0209	1,118	542	576	2,005	972	1,033	193	563	4.3	02091002000012
118	MANKOMEDA	0209	639	301	338	1,985	935	1,050	140	368	3.7	02091001178001
119	MAYENDA	0209	200	95	105	315	150	165	49	119	3.2	02091003252001
120	MENSAH KWAA	0212	6	2	4	11	4	7	1	2	6.0	02121003116005
121	MFADWEN	0209	178	89	89	301	151	150	49	99	3.8	02091003187001
122	MMOFRAKROM	0209	115	58	57	187	94	93	28	62	4.1	02091003249001

123	NEW AKWANDO	0209	1,521	748	773	2,655	1,306	1,349	235	784	4.2	02091003208001
124	NEW OPEMBO	0209	1,148	518	630	2,023	913	1,110	147	611	4.1	02091001209001
125	NYAME BEKYERE	0209	65	33	32	87	44	43	14	29	4.5	02091003251005
126	NKWADUM	0209	241	133	108	411	227	184	55	128	3.9	02091003187002
127	NYARKO KWAA	0210	439	219	220	756	377	379	97	224	4.1	02101001128001
128	OBAKO ASEM	0209	60	24	36	89	36	53	5	9	4.0	02091003193005
129	OBODAKABA	0209	312	142	170	525	239	286	46	122	4.8	02091001237001
130	OBONASE NO.I	0209	62	25	37	84	34	50	17	31	4.4	02091003187004
131	OBRACHIRE	0209	1,872	828	1,044	3,309	1,464	1,845	287	959	4.2	02091002000016
132	ODOTOM	0209	645	319	326	1,160	574	586	119	282	4.8	02091003161001
133	ODUMASI NO.2	0209	620	311	309	1,102	553	549	109	246	5.4	02091003199005
134	ODUMASI NO.I	0209	169	86	83	304	155	149	25	52	5.1	02091003199004
135	OFADJATOR	0209	895	444	451	1,610	799	811	171	431	4.4	02091003204001
136	OFASO	0209	576	280	296	1,036	504	533	65	376	7.3	02091003241001
137	OFFADAA	0209	973	452	521	1,730	804	926	141	541	3.7	02091002000021
138	OFRAMASE	0210	88	43	45	158	77	81	14	28	4.8	02101003137002
139	OKWAMPA NO.1	0209	386	187	199	694	336	358	69	151	5.0	02091003250001
140	OKWAMPA NO.2 (KWASI ADRI)	0209	123	68	55	221	122	99	32	64	3.7	02091003250002
141	OLD AKWANDO	0209	36	21	15	65	38	27	5	22	3.6	02091003208002
142	OLD OPEMBO	0209	1,278	630	648	2,305	1,136	1,169	150	189	4.9	02091003210002
143	OSAE KRODUA	0209	774	351	423	1,367	620	747	140	286	5.5	02091003184001
144	OSIMPO	0209	376	183	193	676	329	347	62	201	4.0	02091001254001
145	OSIMPO NO.2	0209	134	60	74	241	108	133	29	56	4.2	02091003147002
146	PAPA DEKU AKURA	0209	123	57	66	221	104	120	18	21	0	02091003140006
147	PAPASE NO.1	0209	969	480	489	1,723	853	870	160	409	4.3	02091002000009
148	PAPASE NO.II	0220	1,981	968	1,013	3,484	1,702	1,782	414	1048	4.0	02202002000011
149	PAPAYE	0209	10	6	4	18	11	7	4	2	10.0	02091003249004

150	PENIM	0209	381	181	200	685	326	360	69	169	4.7	02091001239001
151	PETUDUASE	0209	388	178	210	640	294	346	65	169	4.6	02091003001001
152	POBI KWAA	0210	212	106	106	345	173	173	51	81	4.9	02101003129001
153	SAMSAMSO NO.2	0209	128	74	54	202	117	85	27	54	4.7	02091003148003
154	SAMSAMSO NO.I	0209	10	4	6	18	7	11	1	2	10.0	02091003148002
155	SENYA BEREKU	0209	19,450	8,726	10,724	33,989	15,249	18,740	1,956	10876	3.8	02091002000001
156	SIMPO NO.1	0209	214	94	120	362	159	203	38	106	4.3	02091003046002
157	SOLO KOPE	0209	4	1	3	7	2	5	1	2	4.0	02091003140007
158	TAWIA KWAA	0210	185	98	87	308	163	145	47	102	3.6	02101003129002
159	TETE-OKO AKURAA	0209	111	58	53	183	96	87	23	38	5.3	02091003184002
160	TOWOBOASE	0209	56	32	24	101	53	48	2	4	0	02091003187003
161	YAW NNOTOR	0209	45	22	23	72	35	37	7	12	5.6	02091003240005
162	YAWVI AKURAA	0209	2	1	1	1,439	720	719	1	4	2.0	02091003235009
163	YOMOH NKWANTA	0209	168	82	86	292	143	149	46	4	4.2	02091003179001
TOTAL			89,750	42,432	47,318	161,460	76,320	85,196	12,721	47,102	4.5	

Table 10: Summary of projected population of the district

S/N	AREA/ URBAN/ COUNCIL	NUMBER OF COMM.	2021		2022		2023		2024		2025	
			POPULATION	HOUSE HOLDS	POPULATION	HOUSE HOLDS	POPULATION	HOUSE HOLDS	POPULATION	HOUSE HOLDS	POPULATION	HOUSE HOLDS
1	District	163	161,460	47,073	166304	49606	171293	52274	176432	55087	178,973	58050
2	Urban	10	94,964	30,622	97813	32269	100747	34006	103770	35835	105,973	37763
3	Rural	153	66,496	16,451	68491	17336	70546	18269	72662	19252	73,690	20287
4	Awutu	23	18590	4,958	19148	5225	19,722	5506	20,314	5802	20993	6114
5	Bawjiase	61	54915	17,146	56562	18068	58,259	19041	60,007	20065	60807	21144
6	Bontrase	21	17960	5,257	18499	5540	19,054	5838	19,625	6152	20214	6483

7	Jej-Krodud	28	23068	4,198	23760	4424	24,473	4662	25,207	4913	24,963	5177
8	Obrachire	24	10754	2,427	11077	2558	11,409	2695	11,751	2840	12104	2993
9	Senya	6	37203	13,086	38319	13790	39,469	14532	40,653	15314	39,993	16138

2.1.2 Basic Schools in the District

The district can boast of One Hundred and Forty-Four (144) Basic Schools which made up of Fifty-Seven (57) public schools and Eighty-Seven (87) private schools. All the schools can boast of at least one or more sanitary facilities for convenience of students and also to protect lives and public health. The tables below are the list of both public and private basic schools with sanitary facilities in the district.

Table 11: LIST OF PUBLIC BASIC SCHOOLS IN AWUTU SENYA DISTRICT

SN	NAME OF SCHOOL	AREA COUNCIL	SOURCE OF WATER	LOCALITY	ENROLMENT	TOILET		URINAL	
						PUPIL	TEACHER	PUPIL	TEACHER
2	Akrabong D/A Basic School	Bontrase	Surface Water	Akrabong		1	1	1	1
3	Senya AME Primary School	Senya	Pipe Borne	Senya		1	1	1	1
4	Okwabena D/A Primary School	Beraku	Surface Water	Okwabena	280	1	1	1	1
5	Chochoe Anglican Primary School	Beraku	Packaged Water	Choechoe	275	1	1	1	1
6	Kwao Larbi Anglican Primary School	Obrachire	Surface Water	KwooLarbi	267	1	1	1	1
7	Kofi Ansah D/A Primary	Beraku	Surface Water	Kofi Ansahkrom	300	1	1	1	1
8	Mayenda SDA Primary School	Bawjiase	Surface Water	Mayenda	268	1	1	1	1
9	Bontrase D/A Primary School	Bontrase	Package water	Bontrase	755	1	1	1	1
10	Nyarkoa D/A Primary School	Bajiase	Borehole with hand pump	Nyarkoa	289	1	1	1	1
11	Bawjiase Catholic Primary School	Bawjiase	Borehole with hand pump	Bawjiase	221	1	1	1	1
12	Fianko Methodist Primary	Bawjiase	Package water	Fianko	349	1	1	1	1
13	Ofaso Methodist	Bawjiase	Packaged Water	Ofaso	257	1	1	1	1

14	Okwampa ST Mary Catholic Basic School	Bawjiase	Borehole with hand pump	Okwampa	250	1	1	1	1
15	Toplase D/A Primary School	Jeji Krodua	Packaged Water	Toplase	220	1	1	1	1
16	Bawjiase Sultaniya Basic School	Bawjiase	Packaged Water	Bajiase	300	1	1	1	1
17	Ayiresu D/A Primary School	Jeji Krodua	Packaged Water	Ayiresu	238	1	1	1	1
18	Awutu ST.Killian Catholic KG /Primary School	Beraku	Packaged Water	Beraku	300	1	1	1	1
19	Bontrase ST Francis Anglican Primary	Bontrase	Packaged Water	Bontrase	380	1	1	1	1
20	Odotom SDA Basic School	Bawjiase	Package water	Bawjiase	265	1	1	1	1
21	Papaase No.1 ST Peters Catholic Primary School	Jeji Krodua	Package water	Papaase	998	1	1	1	1
22	Atwer-Babiaha /Odumase	Bawjise	Package water	Babianiha	416	1	1	1	1
23	Senya AME Zion A Primary School	Senya	Package water	Senya	700	1	1	1	1
24	Senya AME Zion B Primary School	Senya	Package water	Senya	650	1	1	1	1
25	Senya AME Zion c Primary School	Senya	Package water	Senya	496	1	1	1	1
26	Senya D/A Primary Aand B	Senya	Package water	Senya	615	1	1	1	1
27	Bonsuoku Rev.Dr.Erickson D/A Basic	Senya	Package water	Senya	615	1	1	1	1
28	Senya Salvation Army Primary School	Senya	Packaged Water	Senya	245	1	1	1	1
29	Adawukwa Roman Catholic Basic School	Jeji Krodua	Surface Water	Adawukwa	695	1	1	1	1
30	Jeji-Krodua Anglican Primary School	Jeji Krodua	Package water	Jeji-Krodua	650	1	1	1	1
31	Awutu Kwaman Catholic School	Beraku	Package water	Kwaman	308	1	1	1	1
32	BawjiaseD/A Primary School A	Bawjiase	Package water	Bawjiase	450	1	1	1	1
33	Bawjiase D/A Primary School B	Bawjise	Package water	Bawjiase	298	1	1	1	1
34	Akrampa St. Stephen's Anglican Basic School	Beraku	Package water	Akrampa	316	1	1	1	1

35	Senya Mother Theresa Girls School	Senya	Package water	Senya	468	1	1	1	1
36	Akufful Krodua Catholic Basic School	Jei Krodua	Surface Water	Jei-Krodua	344	1	1	1	1
37	Awutu ST.Peter and Paul Anglican Basic School	Beraku	Package water	Beraku	320	1	1	1	1
38	Mfafo D/A Primary School	Bontrase	Package water	Mfafo	195	1	1	1	1
39	Senya Roman Catholic Primary School	Senya	Package water	Senya	517	1	1	1	1
40	Bawjiase Presby Basic School	Bawjiase	Package water	Bawjiase	307	1	1	1	1
41	Ofadaa D/A Primary	Bawjiase	Package water	Ofadaa	363	1	1	1	1
42	Mfadwen ST.Ann's Anglican School	Bawjiase	Package water	Mfadwen	260	1	1	1	1
43	Bawjiase Anglican Primary School	Bawjiase	Package water	Bawjiase	503	1	1	1	1
44	Awutu D/A Basic A and B Basic School	Beraku	Package water	Beraku	617	1	1	1	1
45	Awutu AME Zion Basic School	Senya	Package water	Senya	233	1	1	1	1
46	Ahentia D/A Basic School	Beraku	Package water	Ahentia	334	1	1	1	1
47	Bewuanum Anglican Basic School	Bawjiase	Package water	Bewuanum	295	1	1	1	1
48	Bawjiase Nuriya Basic	Bawjiase	Package water	Bawjiase	180	1	1	1	1
49	Bawjiase SDA Basic School	Bawjiase	Package water	Bawjiase	869	1	1	1	1
50	Obrachire D/A Basic A and B Basic School	Obrachire	Borehole with hand pump	Obrachire	515	1	1	1	1
51	Opembo St.Francis Anglican Basic School	Beraku	Borehole with hand pump	Opembo	598	1	1	1	1
52	Dankwa D/A Basic School	Obrachire	Package water	Dankwa	220	1	1	1	1
53	Aberful D/A Basic Schools	Bontrase	Package water	Aberful	203	1	1	1	1
54	Bawjiase Methodist Primary School	Bawjiase	Pipe Borne	Bawjiase	524	1	1	1	1
55	Ayensuako St.Joseph's Catholic Basic School	Bawjiase	Pipe Borne	Ayensuako	313	1	1	1	1
56	Penim D/A Basic School	Senya	Pipe Borne	Penim	211	1	1	1	1

57	Akpeteshie Nkwanta Anglican Basic School	Bawjiase	Surface Water	Akpeteshie Nkwanta	115	1	1	1	1
Total					21170	57	57	57	57

Table 12: List of Private Basic Schools in the Awutu Senya District

S/N	NAME OF SCHOOL	CIRCUIT	LOCALITY	CONTACT	TOILET FACILITY
1	Awutu Your Faith Int'l Basic School, AwutuBereku	Awutu	Awutu-Bereku - Tweeme	0244980204	KVIP/VIP
2	Upright Community School	Awutu	Awutu Beraku-Twumi	0246464774	KVIP/VIP
3	Madam Cece Day Care And Primary School	Awutu	Awutu-Twimi	0244309951	KVIP/VIP
4	Footprint Child Development Center, Awutu Beraku	Awutu	Akotoakoto	0244860957	Wc/Flush/Pour-Flush Toilet
5	Niinaa International School	Awutu	Awutu Akrampa	0249531746	KVIP/VIP
6	Shiloh Community School, Awutu	Awutu	Kwashiamabo	0245261762	Wc/Flush/Pour-Flush Toilet
7	Ack Memorial School Complex, Awutu	Awutu	Awutu-Kwesi Gyan	0548347022	KVIP/VIP
8	Senya Academy	Awutu	Kokwado/Oboku Area	0548807251	KVIP/VIP
1	Farm Of Hope Nternational School	Awutu	Bosmabena	0246511526	KVIP/VIP
2	Ahentia Sda Preparatory School	Awutu	Ahentia	0542925563	KVIP/VIP
3	Future Leaders International School	Awutu	Kwame Whetty	054817252	KVIP/VIP
4	Awutu Adventist Prep. Basic School	Awutu	Awutu Akotoakoto	0206468855	Wc/Flush/Pour-Flush Toilet
5	God's Will International School	Ayensuako	Awutu Ayensuako Community	054957304	KVIP/VIP

6	Humanitas Junior High School	Ayensuako	Ayensuako	0550626418	KVIP/VIP
7	Bawjiase Estann Preparatory School	Bawjiase A	Bawjiase--Fante--New-Town	0244669394 / 0246510956/034635	KVIP/VIP
8	Carefield School Complex	Bawjiase A	Bawjiase	0267124764	KVIP/VIP
9	Rainiing Abundant Grace Academy	Bawjiase A	Bawjiase-Korlemantor	0242920477	Kvip/Vip
10	Chrisad International School	Bawjiase A	Bawjiase Opembo	0244161515	Wc/Flush/Pour-Flush Toilet
11	United Heart International School	Bawjiase A	Awutu Bawjiase - Ofaso Road	0541757424	KVIP/VIP
12	Divine Talent Prep. Sch	Bawjiase A	Awutu Fianko	0545320082	KVIP/VIP
13	Awutuman Preparatory Basic School	Bawjiase B	Bawjiase	0550542935; 0243325434	KVIP/VIP

14	Adventist Preparatory School	Bawjiase B	Awutu Bawjiase - Akpeshika	0242833909	KVIP/VIP
15	St. Frances Learning Angel Int's School	Bawjiase B	Awutu Bawjiase	027490909059	KVIP/VIP
16	Sanctuary Academy	Bawjiase B	Awutu Bawjiase	0545400801/0242514080	KVIP/VIP
17	Bawjiase Adehyeemba Preparatory School	Bawjiase B	Awutu Bawjiase	0247937564	KVIP/VIP
18	Sky Limit Academy	Bawjiase B	Asempanyin	0246743707	KVIP/VIP
19	Capstone Academy - Bawjiase	Bawjiase B	Awutu Bawjiase - Opembo	0243582303	N/A
20	Bontrase Star Destiny International School	Bontrase	Awutu Bontrase - Zone 4	0243685547	KVIP
21	Nacia Educational Centre	Bontrase	Awutu Ayiresu	0242344188	KVIP/VIP
22	Emmanuel And J Academy School	Bontrase	Awutu Bontrase	0555317507	KVIP/VIP
23	New Hope Academy	Bontrase	Bontrase - Behind Spoken Word	0246616116	KVIP
24	Mankomeda Christian Internaitonal School	Jei - Krodua	Mankomeda	0506616636	KVIP/VIP
25	Gilead Educational Centre	Jei - Krodua	Papaase No.2	0249162332	KVIP/VIP
26	Mart Beck International Basic School	Jei - Krodua	Papaase No. 2	0244161904	KVIP/VIP
27	De-Best Happy Home Educational Centre	Jei - Krodua	Adawukwao	0273939019	KVIP/VIP
28	Sir Pak Educational Complex	Jei - Krodua	Papaase No.2	0244989387	KVIP/VIP
29	Viggo Gilberg Memorial School	Jei - Krodua	Osaek Krodua	0242820722/0244529043	KVIP/VIP
30	Best Child Academy, Akufful-Krodua	Jei - Krodua	Akufful-Krodua	0246160102	N/A

31	New Life Educational Centre	Jej - Krodua	Papaase-Larbi Road	0246620127	KVIP/VIP
32	Everlasting Victory Academy, Awutu Adawukwao	Jej - Krodua	Awutu Adawukwao	0272255286/0591582901	KVIP/VIP
33	Destiny Academy International, Jej - Krodua	Jej - Krodua	Jej - Krodua	0549109612	KVIP/VIP
34	Gloryland Supa Academy Academy	Jej - Krodua	Jej - Krodua	0208153843	KVIP/VIP
35	Morgis International School	Jej - Krodua	Papaase No. 1 Off Kwao Bondzie Road	0549093814	Wc/Flush/Pour-Flush Toilet
36	De - Lord's Academy	Jej - Krodua	Jej - Krodua	0548875817	Kvip/Vip
37	Beano Educational Institute	Jej - Krodua	Royal City	0243271572	Kvip/Vip
38	St. Adams Academy	Jej - Krodua	Jej - Krodua	0550358616	Kvip/Vip
39	Ce-Dominic Academy	Jej - Krodua	Jej-Krodua Zongo	0264868485	Kvip/Vip
40	Jej-Krodua Richmens School Complex	Jej - Krodua	Mankomeda	0246232428	Kvip/Vip
41	Five Star Talent Academy	Jej - Krodua	Papaase No. 2	0244445122	Kvip/Vip
42	St. Zita's Academy	Jej - Krodua	Mankomeda	0242074523	Kvip/Vip
43	Great Saint Thomas Preparatory School	Jej - Krodua	Jej - Krodua	0242170941	Kvip/Vip

44	Nova Creation Academy	Jej - Krodua	Papaase No: 1	0547019612	Kvip/Vip
45	Ebenezer Bilingual Institute	Jej - Krodua	Jej - Krodua	0262002279	Kvip/Vip
46	Hallelujah Academy	Jej - Krodua	Kasoa Mankomeda	0246613989	Kvip/Vip
47	Learning Field Academy	Jej - Krodua	Jej Krodua Mangoase	0273822101	Kvip/Vip
48	Selby Unique School	Jej - Krodua	Awutu Adwukwao	0275891417	Kvip/Vip
49	Mcdonald School Complex	Jej - Krodua	Jej - Krodua	0553572106	Kvip/Vip
50	Peehan Child Care Foundation	Jej - Krodua	Jej - Krodua	0241215846	Kvip/Vip
51	Mercies Of God School, Awutu Adwukwao	Jej - Krodua	Awutu Adawukwao	0279740091	Kvip/Vip
52	Lens Academy	Jej - Krodua	Justab	0247490972	Kvip/Vip
53	St. Nicholas Mission School	Jej - Krodua	Papaase No 2	0552602955	Kvip/Vip
54	C.K Divine International School	Jej - Krodua	Bawjiase-Adawukao Curve	0275355244	Kvip/Vip
55	Mercies Of God School, Awutu Adwukwao	Jej - Krodua	Awutu Adawukwao	0279740091	Kvip/Vip
56	Royal Stars Mission School	Jej - Krodua	Jej Krodua	0558190249	Kvip/Vip

57	Holy Family Community School	Jeji - Krodua	Jeji-Krodua	0557108773	Kvip/Vip
58	De-Johns Academy	Jeji - Krodua	Awutu Senya	0244262074	Kvip/Vip
59	Joelsco International School	Jeji - Krodua	Papase No. 2 Opposite John Mensah	0545467468	Kvip/Vip
60	Believers Royal School Complex	Jeji - Krodua	Adawukwao	0247378436	Kvip/Vip
61	Obrachire Prime Needs International	Obrachire	Obrachire	0248324355/0243924408	Kvip/Vip
62	Christ Commission International School	Obrachire	Awutu Kwaman	0244859222	Kvip/Vip
63	Royals Educational Complex	Obrachire	Awutu Bewuanum	0243453660	Kvip/Vip
64	Heaven Crown	Obrachire	Akropong	05722629521	Kvip/Vip
65	Senya Star Field Academy	Senya	Senya - Kumasi	0245456763/0246375571	Kvip/Vip
66	Senya Christ The Redeemer Prep. Kg/Primary	Senya	Senya	0244581213	Wc/Flush/Pour-Flush Toilet
67	Unshakeable Preparatory School, Senya	Senya	Bethlehem	0242225538	Kvip/Vip
68	Senya Joethess Academy	Senya	Kokoado	0543917032	Kvip/Vip
69	Senya Rescue School Complex	Senya	Mantsemakabi	0575221578	Kvip/Vip
70	Senya Young Professionals Academy	Senya	Senya-Breku	0240361134	Kvip/Vip
71	Jane Quarshie Happy Home Preparatory, Senya	Senya	Senya- Kolebu	0247141458	Kvip/Vip
72	Kingdom Free Haert Academy	Senya	Near Ahyisamate Beach	0591297853	Kvip/Vip
73	Senya Miracle Work Education Complex	Senya	Akobiandoh	024727399	Kvip/Vip
74	Senya Brilliant Future Academy	Senya	Senya Akobeano	0541338775	Kvip/Vip
75	Jehovah Shammah School Complex	Senya	Senya Beraku	0540673130	Wc/Flush/Pour-Flush Toilet
76	Day Star Royal Academy	Senya	Korlebu	0557285278	Kvip/Vip
77	Senya Love Life Academy	Senya	Senya-Papa Goho	0546491448	Kvip/Vip
78	Senya Baptist Academy	Senya	Simpa Pebiso	0556570179	Kvip/Vip
79	Thy Grace International School	Senya	Senya , Kolebu	0249670792	Kvip/Vip
80	Solid Rockstars Academy	Senya	Korle-Bu	0249198302	Kvip/Vip
81	Cardinal Turkcon's Catholic Basic School	Senya	Senya , Mantsemankebi	0243209368	Kvip/Vip

82	Spirrow Educational Complex	Senya	Bonsuoko	0244574238	Kvip/Vip
83	Prophets And Kings Adventist Preparatory School	Senya	Senya	0246737542	Kvip/Vip
84	El Bethel Reform Preparatory School	Senya	37	0540493191	Kvip/Vip
85	Christ Home Academy	Senya	Senya	0243007433	Kvip/Vip
86	Hossana International School	Senya	Senya Behind Da School	0240957166	Kvip/Vip
87	Supreme Preparatory	Senya	Kyenkyeso	0247894338	Kvip/Vip

Table 13: Summary of Schools and Percentage of Sanitary facilities

S/N	CATEGORY OF BASIC SCHOOL	NUMBER OF SCHOOLS	NUMBER WITH SANITARY FACILITIES	PERCENTAGE OF SANITARY FACILITIES
1	Public	57	57	100%
2	Private	87	87	100%
Total		144	144	100%

2.1.3 Functional Water Systems

Ghana Water Company Limited (GWCL) and Community Water and Sanitation Agency (CWSA) are the main agencies responsible for potable water supply in the district. Other prominent sources of water supply to the district are Boreholes, Hand Dug Wells, Rain Water catchment and Tanker Services.

Urban Water Supply: The major source of water supply to the urban centres in the district are the Kwanyako and Weija Water Works from which the GWCL supply pipe borne to urban areas and other towns in the district. The existing distribution network comprises several kilometres of pipeline and service reservoirs, which serve parts of Bawjiase, Awutu Beraku, Senya and their environs. Bawjiase, Awutu Beraku and Senya are served from the Kwanyako head works.

The Kwanyako head works is currently supplying 3,000 and 800 cubic metres to Senya District and Bawjiase District respectively, (GWCL divisions of district).

However, notwithstanding the several sources of water to the district, most of the rural communities do not have access to potable water for consumption and it became a challenge to several communities. As part of effort of the reduce this burden on the citizenry, Government through the district has intervened by providing other source of water through the construction of boreholes to the affected communities. The table below shows the several boreholes constructed for the affected communities and how they are being managed

Table 14:Data on Functional water systems

	District	Area council name	5066001 Community Name	3346001 Hand pump ID	Type of management	2096002 Management ID
1	Awutu Senya	Obrachire Area	Obrachire	HP1	Managed by the School	School Mgt
2	Awutu Senya	AWUTU	BOSOMABENA	HP1	Small community WSMT (WATSAN)	WS1
3	Awutu Senya	Obrachire Area	Akooninsim	Vergnet Foot pump	Small community WSMT (WATSAN)	WS1
4	Awutu Senya	Bontrase Area	Ayiresu	HP1	Small community WSMT (WATSAN)	WS1
5	Awutu Senya	AWUTU	KWAO LARBI	HP1	Private person	WS1
6	Awutu Senya	Bawjiase	Ofaso	HP2	Small community WSMT (WATSAN)	WS1
7	Awutu Senya	Bawjiase	Brofoyedur	HP1	Small community WSMT (WATSAN)	WS1
8	Awutu Senya	Bawjiase	Anthony Gaglo	HP1	Small community WSMT (WATSAN)	WS1
9	Awutu Senya	JEIKRODUA	OSAE KRODUA	HP1	Small community WSMT (WATSAN)	WS1
10	Awutu Senya	JEIKRODUA	GYAN NKWANTA	HP2	Small community WSMT (WATSAN)	WS1
11	Awutu Senya	JEIKRODUA	OSAE KRODUA	HP4	Small community WSMT (WATSAN)	WS1
12	Awutu Senya	AWUTU	AHENTIA	HP2	Small community WSMT (WATSAN)	WS1
13	Awutu Senya	AWUTU	OSIMPO NO.2	HP2	Small community WSMT (WATSAN)	WS1
14	Awutu Senya	Obrachire Area	Obrachire	HP2	Managed by the School	School Management
15	Awutu Senya	Bawjiase	Okwampa	HP2	Small community WSMT (WATSAN)	WS1
16	Awutu Senya	Bawjiase	Ofadaa	HP1	Small community WSMT (WATSAN)	WS1
17	Awutu Senya	Bawjiase	Ehuntem	HP1	Small community WSMT (WATSAN)	WS1

18	Awutu Senya	Bawjiase	Congo	HP1	Small community WSMT (WATSAN)	WS1
19	Awutu Senya	JEIKRODUA	OFADJATO	HP2	Small community WSMT (WATSAN)	WS1
20	Awutu Senya	Bawjiase	Ayensuako	HP2	No management structure	no management
21	Awutu Senya	Bawjiase	Osimpo	HP2	Small community WSMT (WATSAN)	WS1
22	Awutu Senya	JEIKRODUA	GYAN NKWANTA	HP1	Small community WSMT (WATSAN)	WS1
23	Awutu Senya	Bawjiase	Ayensuako	HP1	No management structure	WS1
24	Awutu Senya	Bawjiase	Kofi Whetty	HP1	Small community WSMT (WATSAN)	WS1
25	Awutu Senya	Bawjiase	Opembo	HP1	Small community WSMT (WATSAN)	WS1
26	Awutu Senya	JEIKRODUA	ABROWNKWANTA	HP1	Small community WSMT (WATSAN)	WS1
27	Awutu Senya	AWUTU	AWUTU BERAKU	HP2	No management structure	No Management
28	Awutu Senya	Bontrase Area	Ayiresu	HP1	Small community WSMT (WATSAN)	WS1
29	Awutu Senya	AWUTU	KWAME WHETTEY	HP1	Private person	WS1
30	Awutu Senya	JEIKRODUA	MANKOMEDA	HP1	Small community WSMT (WATSAN)	WS1
31	Awutu Senya	AWUTU	CHOCHOE	HP1	Small community WSMT (WATSAN)	WS1
32	Awutu Senya	Bawjiase	Nyarkokwaa	HP2	Small community WSMT (WATSAN)	WS1
33	Awutu Senya	Bontrase Area	Ayiresu	HP1	Small community WSMT (WATSAN)	WS1
34	Awutu Senya	Bawjiase	Topiase	HP2	Small community WSMT (WATSAN)	WS1
35	Awutu Senya	Bawjiase	Hasowodze	HP1	Small community WSMT (WATSAN)	WS1
36	Awutu Senya	JEIKRODUA	LARBI AKURA	HP1	Small community WSMT (WATSAN)	WS1

37	Awutu Senya	JEIKRODUA	AKUFFUKRODUA	HP3	Small community WSMT (WATSAN)	WS1
38	Awutu Senya	JEIKRODUA	PAPAASE NO.2	HP1	No management structure	WS1
39	Awutu Senya	JEIKRODUA	LARBI AKURA	HP2	Small community WSMT (WATSAN)	WS1

40	Awutu Senya	Bontrase Area	Mfadwen	HP2	Small community WSMT (WATSAN)	WS1
41	Awutu Senya	Bontrase	Bentum	HP2	Small community WSMT (WATSAN)	WS1
42	Awutu Senya	Bontrase	Nkwadum	HP1	Small community WSMT (WATSAN)	WS1
43	Awutu Senya	Jeikrodua	Akuffukrodua	HP1	Small community WSMT (WATSAN)	WS1
44	Awutu Senya	JEIKRODUA	OSAEKRODUA	HP3	Small community WSMT (WATSAN)	WS1
45	Awutu Senya	Bawjiase	Mensakwaa	HP1	Small community WSMT (WATSAN)	WS1
46	Awutu Senya	Bawjiase	Dan Nyame	HP1	No management structure	WS1
47	Awutu Senya	AWUTU	AWUTU BERAKU	HP1	No management structure	No Management
48	Awutu Senya	JEIKRODUA	Ofadjato	HP3	Small community WSMT (WATSAN)	WS1
49	Awutu Senya	Jeikrodua	Akuffukrodua	HP2	Small community WSMT (WATSAN)	WS1
50	Awutu Senya	Bawjiase	Okwampa	HP3	Small community WSMT (WATSAN)	WS1
51	Awutu Senya	Bawjiase	Kofi Ansah	HP1	Small community WSMT (WATSAN)	WS1
52	Awutu Senya	JEIKRODUA	KWAO BONDZIE	HP1	Small community WSMT (WATSAN)	WS1
53	Awutu Senya	Jeikrodua	Ofadjato	HP1	Small community WSMT (WATSAN)	WS1
54	Awutu Senya	Bawjiase	Topiase	HP1	Small community WSMT (WATSAN)	WS1
55	Awutu Senya	AWUTU	KAMUO	HP1	Small community WSMT (WATSAN)	WS1

56	Awutu Senya	Bawjiase	Fianko	HP3	Small community WSMT (WATSAN)	WS1
57	Awutu Senya	JEIKRODUA	ADAWUKWA	HP1	No management structure	WS1
58	Awutu Senya	Bawjiase	Dankwa	HP1	Small community WSMT (WATSAN)	WS1
59	Awutu Senya	Bontrase	Kwei Blango	vergnnet footpump	opinion leaders	community opinion leaders

60	Awutu Senya	Bawjiase	Pobekwaa	HP1	Small community WSMT (WATSAN)	WS1
61	Awutu Senya	Bawjiase	Penim	HP2	Small community WSMT (WATSAN)	WS1
62	Awutu Senya	Bawjiase	Penim	HP1	Small community WSMT (WATSAN)	WS1
63	Awutu Senya	Bawjiase	Fianko Akura	HP1	Small community WSMT (WATSAN)	WS1
64	Awutu Senya	AWUTU	OSIMPO NO. 2	HP1	Small community WSMT (WATSAN)	WS1
65	Awutu Senya	Bontrase Area Council	Aberful	HP1	Small community WSMT (WATSAN)	WS1
66	Awutu Senya	AWUTU	BOTOKU	HP1	Small community WSMT (WATSAN)	WS1
67	Awutu Senya	Bawjiase	Tawiakwaa	HP2	Small community WSMT (WATSAN)	WS1
68	Awutu Senya	Bawjiase	Nuwortor	HP1	Small community WSMT (WATSAN)	WS1
69	Awutu Senya	Bawjiase	Amontram	HP1	Small community WSMT (WATSAN)	WS1
70	Awutu Senya	Bawjiase	Papaye	HP1	Small community WSMT (WATSAN)	WS1
71	Awutu Senya	Bawjiase	Papaye	HP2	Small community WSMT (WATSAN)	WS1
72	Awutu Senya	AWUTU	LOYE	HP1	Small community WSMT (WATSAN)	WS1
73	Awutu Senya	Bontrase Area	Kwesi Benyi	HP1	Small community WSMT (WATSAN)	WS1

74	Awutu Senya	Bawjiase	Mmofrakrom	HP1	Small community WSMT (WATSAN)	WS1
75	Awutu Senya	AWUTU	OSIMPO NO. 1	HP1	Small community WSMT (WATSAN)	WS1
76	Awutu Senya	AWUTU	AHENTIA	HP1	Small community WSMT (WATSAN)	WS1
77	Awutu Senya	Bawjiase	Bawjiase	HP1	Small community WSMT (WATSAN)	WS1
78	Awutu Senya	Bawjiase	Oframase	HP1	Small community WSMT (WATSAN)	WS1
79	Awutu Senya	Bawjiase	Dadaku	HP1	Small community WSMT (WATSAN)	WS1
80	Awutu Senya	Bontrase Area	Odotum	vernet foot pump	Small community WSMT (WATSAN)	WS1

81	Awutu Senya	Bawjiase	Ofaso	HP1	Small community WSMT (WATSAN)	WS1
82	Awutu Senya	Bawjiase	Tawiakwaa	HP1	Small community WSMT (WATSAN)	WS1
83	Awutu Senya	Bawjiase	Meyenda	HP1	Small community WSMT (WATSAN)	WS1
84	Awutu Senya	Bawjiase	Akomatom	HP1	Small community WSMT (WATSAN)	WS1
85	Awutu Senya	Bontrase	Tetteko	HP1	Small community WSMT (WATSAN)	WS1
86	Awutu Senya	Bawjiase	Fianko	HP2	Small community WSMT (WATSAN)	WS1
87	Awutu Senya	Obrachire	Mfafo	HP2	Small community WSMT (WATSAN)	WS1
88	Awutu Senya	Obrachire	Mfafo	HP3	Small community WSMT (WATSAN)	WS1
89	Awutu Senya	Bawjiase	Okwabena	HP1	Small community WSMT (WATSAN)	WS1
90	Awutu Senya	JEIKRODUA	ADAWUKWAA	HP3	No management structure	No Management
91	Awutu Senya	Bawjiase	Aboankyewonwe	HP1	Small community WSMT (WATSAN)	WS1
92	Awutu Senya	AWUTU	SMALL LONDON	HP1	Small community WSMT (WATSAN)	WS1

93	Awutu Senya	Bawjiase	Nyarkokwaa	HP1	Small community WSMT (WATSAN)	WS1
94	Awutu Senya	JEIKRODUA	OSAEKRODUA	HP2	Small community WSMT (WATSAN)	WS1
95	Awutu Senya	AWUTU	LOYE	HP2	Small community WSMT (WATSAN)	WS1
96	Awutu Senya	Bawjiase	Fianko	HP1	Small community WSMT (WATSAN)	WS1
97	Awutu Senya	Bawjiase	Kwesi Abbey	HP1	Small community WSMT (WATSAN)	WS1
98	Awutu Senya	JEIKRODUA	YAMOAH NKWANTA	HP2	Small community WSMT (WATSAN)	WS1
99	Awutu Senya	Bontrase Area	Mfadwen	HP3	Small community WSMT (WATSAN)	WS1
100	Awutu Senya	Obrachire Area	Mfafo	HP2	Small community WSMT (WATSAN)	WS1
101	Awutu Senya	Bontrase	Mfadwen	HP1	Small community WSMT (WATSAN)	WS1

102	Awutu Senya	JEIKRODUA	YAMOAH KWANTA	HP1	Small community WSMT (WATSAN)	WS1
103	Awutu Senya	Bawjiase	Kofi Kwaa	HP1	No management structure	No management
104	Awutu Senya	JEIKRODUA	Adawukwa	HP2	Private person	Private
105	Awutu Senya	OBRACHIRE	Mampong	HP1	No management structure	Community leaders
106	Awutu Senya	AWUTU	ABOANSA	HP1	Small community WSMT (WATSAN)	WS1
107	Awutu Senya	Bontrase Area Council	Bantama	HP1	Small community WSMT (WATSAN)	WS1
108	Awutu Senya	Bawjiase	Adri	HP1	No management structure	WS1
109	Awutu Senya	Bontrase	Bentum	vergnet foot pump	Private person	WS1
110	Awutu Senya	AWUTU	BENTUM	HP1	Small community WSMT (WATSAN)	WS1

111	Awutu Senya	Bawjiase	Okwabena	HP2	Small community WSMT (WATSAN)	WS1
112	Awutu Senya	JEIKRODUA	Mangoase	HP2	Small community WSMT (WATSAN)	WS1
113	Awutu Senya	Obrachire	Kwaokurabi	HP1	Small community WSMT (WATSAN)	WS1
114	Awutu Senya	Bawjiase	Ofaso	HP3	Small community WSMT (WATSAN)	WS1
115	Awutu Senya	Bawjiase	Okwampa	HP1	Small community WSMT (WATSAN)	WS1
116	Awutu Senya	JEIKRODUA	OKLUNKWANTA	HP1	CHIEF OF THE VILLAGE	WS1
117	Awutu Senya	AWUTU	AHENTIA	HP3	Small community WSMT (WATSAN)	WS1
118	Awutu Senya	JEIKRODUA	MANGOASE	HP1	Small community WSMT (WATSAN)	WS1
119	Awutu Senya	SENYA	KROBOEKYIR	HP1	Small community WSMT (WATSAN)	WS1
120	Awutu Senya	AWUTU	OSIMPO NO.1	HP2	Small community WSMT (WATSAN)	WS1
121	Awutu Senya	Bawjiase	Ayensuako	HP3	No management structure	no management
122	Awutu Senya	Bawjiase	Obodakaba	HP1	Small community WSMT (WATSAN)	WS1
123	Awutu Senya	JEIKRODUA	ANOMAWOBI	HP1	Small community WSMT (WATSAN)	WS1
124	Awutu Senya	Bawjiase	Osimpo	HP1	Small community WSMT (WATSAN)	WS1

Table 15: Directory of Community Based Organization (CBO) in the District

S/N	NAME OF COMMUNITY BASED ORGANIZATION	LOCATION	NAME OF DIRECTOR	CONTACT OF PERSON
1	Country -Side Children Welfare Home	BAWJIASE	MR. OSEI	242820552
2	Glorylandn Reality Foundation	BERAKU	PASTOR PAUL ESHUN	244371976
3	Bonsuoku Community Foundation	BONSUOKU	NENYI SETH KWEI V	247499869
4	21st Century Mums Care	Senya	Madam Felicia/ Bother Christian	0244406302/0546491448

5	Maa Julie Foundation	Obrachie	Mr. Peter Atsu	544291290
6	Awutu Widow's Association	Breaku	Me. Quaye	249601674
7	Awutu Emasa Association	Beraku	Mr. Joseph Tetteh	243353229
8	Freedom House Foundation	Fianko	Bishop John Andoh	244225773
9	Bopa College Of Science	Okwabina	Rev. Dora A.	244472327
10	Keeping Families Together Ghana	Senya	Madam Eunice	5514221909
11	Becky's Foundation	Senya	Mr. Seth Asiedu	248105095
12	Spirrow Foundation	Bonsuoku	Mr. Albert Addo	243279239
13	Teria Foundation	Anomawobi	Walter	244759002
14	Amazing Girls Foundation	Senya	Madamisabel	244308220
15	Gyedzehen	Senya	Madam Gifty	244867058
16	Inspired Global Ideas	Agona Swedru	Mr. Yierenkye	244780388
17	Patrots Ghana	Gomoa Kasoa Nyanyano	Mr. Emmanuel Yiamoh	247602583
18	Saint Miracle's Works Foundation	Senya	Seth	246727399
19	Faith Children Needy Home	Beweanum	Mustapha	591350828
20	United Heart Foundation	Bawjiase	Osofo Elisha	244809096

2.7.2Trend of disease in the district

Table 16:Top ten Diseases

NO	CASES	2021		2022		2023	
		ATT	%	ATT	%	ATT	%
1	Malaria	26,182	56.17%	18,708	52.94%	21,457	52.33%
2	Upper Respiratory Tract Infection	7,725	16.57%	5,508	15.62%	5,799	14.14%

3	Diarrhoea	816	1.75%	838	2.38%	1,076	2.62%
5	Anaemia	2,981	6.39%	2,408	6.82%	3,372	8.22%
6	Typhoid Fever	2,041	4.37%	1,679	4.76%	2,658	6.48%
7	Skin Diseases	2,096	4.49%	2015	5.71%	2,202	5.37%
8	Rheumatism/Other Joint pains/Arthritis	2250	4.82%	1,663	4.71%	1,848	4.51%
9	Home injuries (Accidents and Injuries)	602	1.29%	700	1.98%	692	1.68%
10	Acute Urinary Tract Infection	2,610	5.59%	1,818	5.15%	1,901	4.63%
Total		46,611	100	35,337	100%	41,005	100

Table 17: Directory of Fish Monger in the District

S/N	NAMES	GHANA CARD NUMBER	CONTACT
1	ESSEL DORIS	GHA-7204500135	0243-173155
2	ENOS E. ESSANDOH	GHA-718974757-7	0544-4791339
3	GIFTY BONNEY	GHA-721067905-9	0531-386694
4	AIDOO THERESAH	GHA-720338475-7	0546-386694
5	AIDOO PATIENCE	GHA-719809736-1	0243-351091
6	ACHEAPONG RHODALINE	GHA-723828582-5	0549-412361
7	ACHEAPONG THERESAH	GHA-720017423-0	0241-554996
8	ACHEAMONG MERCY	GHA-720211986-6	0243-938421
9	YENUPINI NAAKMAN	GHA-714222495-0	0242-611149
10	AIDOO K.SAMUEL	GHA-719052143-4	0244-544250
11	MENSAH BENJAMIN	GHA-719402210-0	0249-185117
12	ESSANDOH JANET	GHA-175525075-3	0541-150043
13	KWANSIMAH ABENA	GHA-720969232-4	0543-646046
14	KOObAH EKUA	GHA-720225916-6	0248-203640
15	ESSILIFIE GRACE	GHA-71971534-0	0544-025526
16	EKUFFUL HELENA	GHA-723704471-1	0543-318622
17	APPAH REGINA	GHA-719002464-3	0546-390538
18	QUANSAH FAUSTINA	GHA-721058428-9	0551-111053
19	MENSAH ERICA	GHA-719614923-4	0554-528851
20	MORTEY NENYI	GHA-719128667-1	0242-162327
21	AFRIBAH EKUA	GHA-723584455-9	0247-625075
22	BAIDOO MARY	GHA-723532338-6	0556-624615
23	KORMELEY ESI	GHA-719856507-2	0540-695233
24	ISHAMANA MUSTAPHA	GHA-721125817-6	0247-907982
25	ACHEAPONG GRACE	GHA-720424301-3	0242-463133
26	PREBAH ABA	GHA-720446153-2	0548-074305
27	AIDOO DORIS	GHA-00591281-7	0546-408409
28	ESSANDOH GRACE	GHA-724370141-3	0531-528408
29	MORTEY SARAH	GHA-720829844-0	0599-865426
30	MENSAH BEATRICE		0594-790213
31	TETTEH HANNAH	GHA-720969012-6	0554-529406
32	BENTUM MARY	GHA-720328661-3	0547-364619
33	ADJETEY ADJOA	GHA-723678593-2	0248-218645
34	KOObAH EFIBAH	GHA-719618635-2	0545-950930
35	ABORKUMAH COMFORT	GHA-723683753-7	0531-342859
36	ANOFoBA EFIBAH	GHA-720918671-1	0531-544325
37	AFFUR THERESAH	GHA-002456787-3	0547-182588
38	JACKSON JENNEFER	GHA-720608569-3	0541-159753
39	QUAYE MARY	GHA-723562854-3	0599-870538
40	ADDAE ESI	GHA-72098421-7	0594-418452
41	ARMAH JOYCE	GHA-720196961-9	0257-654812
42	APPAH VICTORIA	GHA-7120332184-0	0555-547167
43	DOUGHAN I.EKOW	GHA-000928561-5	0247-141458
44	KUM AGNES	GHA-720351174-4	0546-340417
45	AKYERE EFUA	GHA-703479746-5	0597-218984
46	YARKoBAH ADJOA	GHA-724096916-4	0531-541700

2.2 Human Resource

2.2.1 Staff Strength

For efficient work done to achieve the desire results, sizable number of human resources is very critical. There are Fourteen (14) Environmental Health staff, thirteen (13) Sanitation Guards, seventy-five (75) Zoom lion workers and Five (5) Auxiliary Labourers for the Assembly that make up the workforce of the Environmental Health and Sanitation Unit of the District Assembly

Table 18: Number of Environmental Health Staff

NO	GRADE	NO. AT POST	TOTAL NO. REQ.	BACKLOG
1	Senior Environmental Health Analyst	0	1	1
2	Environmental Health Analyst	0	1	1
3	Assistant Environmental Health Analyst	4	2	0
4	Chief Environmental Health Officer	0	4	4
5	Senior Environmental Health Officer	0	2	2
6	Environmental Health Officer	0	3	2
7	Environmental Health Officer II	2	3	2
8	Chief Environmental Assistant	3	3	3
9	Principal Environmental Health Assistant	1	3	2
10	Senior Environmental Health Assistant	7	3	3
11	Environmental Health Assistant	0	10	1
Total		14	35	21

Table 19: List of Officers and their designation

S/N	NAME OF OFFICERS	DESIGNATION/RANK
1	Veronica Dzokoto	District Environmental Health Officer (DEHO), Environmental Health Analyst
3	Okyere Derrick	Monitoring and Evaluation Focal Person (M&E) and Area Council Head, Environmental Health Analyst (EHA)
4	Beauty Adinyira	Head of Jei-Krodua Area Council, Assistant Environmental Health Analyst (AEHA)
5	Michael Jackson. Assan	Head of Senya Area Council, Chief Environmental Health Assistant (CEHA)
6	Joseph Mensah	Head of Bawjiase Area Council, Chief Environmental Health Assistant (CEHA)
7	Celestine Keteku	Chief Environmental Health Assistant (CEHA), Bawjiase Area Council
8	Seth Akpeke	Principal Environmental Health Assistant (SEHA), Jei-Krodua
9	Cynthia Azare Azubilla	Principal Environmental Health Assistant (SEHA)
10	Barichisu Issaka	Assistant Chief Environmental Health Assistant (PEHA)

11	Angela Yentumi	Senior Environmental Health Assistant (EHA)
12	Ernestina Mildred Arthur	Environmental Health Officer II
13	Henry Abbew Coffie	Environmental Health Officer II
14	Mawusi Gborglah	Chief Environmental Health Assistant

Table 20: Required Sanitation Guard for the District

S/N	URBAN/ZONAL/ AREAL COUNCIL	REQUIRED NUMBER	TOTAL NUMBER	BACKLOG
1	Bawjiase	5	3	2
2	Beraku	3	3	0
3	Bontrase	3	2	1
4	Jej-Krodua	3	2	1
5	Obrachire	2	1	2
6	Senya	4	2	2
Total		20	13	8

Table 21: Required Zoom lion workers in the district

S/N	URBAN/ZONAL/ AREAL COUNCIL	REQUIRED NUMBER	TOTAL NUMBER	BACKLOG
1	Bawjiase	35	30	5
2	Beraku	15	13	2
3	Bontrase	16	14	2
4	Jej-Krodua	5	3	2
5	Obrachire	5	2	3
6	Senya	15	13	2
Total		91	75	16

Table 22: Auxiliary Labourers for the District Assembly

S/N	LABOURERS	REQUIRED NUMBER	TOTAL NUMBER	BACKLOG
1	Males	3	2	1
2	Females	10	3	7
Total		13	5	8

Table 23:List of logistics

S/N	EQUIPMENT/LOGISTICS	NO. IN USE	NO. IN STOCK	CONDITION	NO. REQ'D	BACKLOG
1	Rakes	15	0	Functional	120	105
2	Shovels	15	0	Functional	120	105
3	Cutlasses	0	0	N/A	50	50
4	Pickaxes	0	0	N/A	100	100
5	Drain Rods	0	0	N/A	2	2
6	Wheelbarrows	0	2	Malfunctioning	15	15
7	Mattocks	0	0	N/A	15	15
8	Hand gloves	15	0	Functional	20	5
9	Wellington Boots	12	34	Functional	50	4
10	Nose Mask	0	0	N/A	150	150
11	Ali Brooms	90	0	Functional	100	10
12	Drains Brushes	0	0	N/A	60	0
13	Rain Coats	0	0	N/A	50	50
14	Spraying Machines	0	0	N/A	10	10
15	Cesspool Emptier	0	0	N/A	2	2
16	Rear End Compactors	0	0	N/A	2	2
17	Roll-on-off track	0	0	N/A	2	2
18	Multi-lift Containers	0	0	N/A	20	20
19	Roll-on-off Containers	0	0	N/A	30	30
20	Cabinet	0	0	N/A	2	2
21	Desks	5	0	Functional	6	1
22	Chairs	6	0	Functional	12	6
23	Computer	1	0	Malfunctioning	2	1
24	Printer	1	0	Partially functional	2	1
25	Pick Ups 4x4	0	0	N/A	1	1
26	Public Educ. Projector / Screen	0	0	N/A	1	1
27	Motor Bikes	2	0	Functional	25	23
28	Cam Coder / Video Recorder	0	0	N/A	1	1
29	Poster Size Printer	0	0	N/A	1	1
30	P/A System	0	0	N/A	1	1
31	Laptop Computer	1	0	Functional	2	1

32	Communal Refuse container	9	0	Four ,defective	11	6
33	Tricycles	1	0	Functional	10	9
34	Skip Truck	1	0	Functional	2	1

Table 24: Data on Sanitary Infrastructure

S/NO.	DESCRIPTION OF ITEMS (FACILITIES)	NO. AVAILABLE	LOCATION	CONDITIONS	REMARKS
1	Abattoir/Slaughterhouse/s	0	N/A	N/A	N/A
2	Slaughters lab	1	Bawjiase	not in good shape	Needs renovations
3	Meat shops	1	Bawjiase	Fairly good	in use
4	Final Disposal site (Solid waste)	1	Bonsuoko	in good state	in use
5	Final Disposal site (Liquid waste)	0	N/A	N/A	N/A

3.1 MANAGEMENT AND ADMINISTRATION**3.1.1 Meetings**

For efficient and effective management and administration of an office, holding of regular or period meetings is very critical as it is a tool that gives opportunities to members of the office to deliberate on issues confronting the office and also propose strategies to deal with.

In Local Government Service, holding regular or period meetings is a monitoring and evaluation tool used by Metropolitan, Municipal and District Assemblies (MMDAs) to review performance to ensure efficiency and effectiveness of the system, to assess progress of ongoing programmes and projects within MMDAs and also learn lessons and abreast with emerging issues within the Local Government Service. During the reporting period, the Environmental Health and Sanitation Unit were actively involved in several meetings held by the Awutu Senya District Assemblies and Central Regional Coordinating Council notable among them are as follows;

- Participated in the Second Quarter Performance Review and Planning Meetings that was held at Central Regional Coordinating Council to improve upon performances and also deal with some emergencies in the Region.
- The office also participated in the Second Quarter meetings held by District Planning and Coordinating Unit (DPCU) and Management of the Assembly.

3.1.2 Reporting

During the period of reporting, all the activities that were successfully undertaken such as disinfection and disinfestation and clean-up exercise were reported on. Also, the statutory report such Second Quarter was developed and forwarded to appropriate authority for further action.

3.2 WASTE MANAGEMENT

3.2.1 Solid Waste Management

3.2.1.1 Solid Waste Management Profile of the District

Based on 2025 Population projections, the district has a population of 178,973,973 and average waste generation of 0.45Kg per capita per day, the district generates an estimated total solid waste of about 80.54 Metric tons every day constituting 161.08M³ by volume. Weekly 563.76 Metric tons constituting 1,127.53M³. Empirically about 59.89Metric tons constituting 120.00M³ by volume representing 10.62% of refuse are collected every week and hauled to final disposal site. The rest find their way into bushes, beaches and community dumpsites and public drains.

Table 25: Data on Solid waste and collection

Sn	Sub-Metro/Zonal/Area Council	Population	Tonnage of Refuse Generated/ Capital/ Week	Refuse Collected/Week						Tonnage of Refuse hauled/ Week	%. Tonnage Of Refuse Hauled/ Week	Tonnage of Refuse Uncollected /Week	%. Tonnage Of Refuse Uncollected/ Week
				No. of Containers (15m ³)	No. of haulage /Week	No. Of Bins (0.24m ³)	No. of haulage /Week	Other Containers /Bins (Specify Size)	No. of haulage /Week				
1	District	178,973	563.76	7	1.14	0	1/2	0	0	59.85	10.62%	503.76	89.36%
2	Urban	105,283	331.64	5	1.2	0	1/2	0	0	45.00	13.57%	286.64	86.43%
3	Rural	73,690	232.12	1	1	0	1/2	0	0	15.00	6.46%	217.12	93.54%
4	Bawjiase	60,807	191.54	1	2	0	1/2	0	0	15.00	7.83%	176.54	92.17%
5	Beraku	20,923	65.91	2	1	0	1/2	0	0	22.50	34.26%	43.41	65.74%
6	Bontrase	20,214	63.67	1	1	0	1/2	0	0	7.50	11.78%	56.17	88.12%
7	Jej-Krodua	24,962	78.63	1	1	0	1/2	0	0	7.50	9.53%	71.13	90.47%
8	Obrachire	12,104	38.13	1	1	0	1/2	0	0	7.50	19.67%	30.63	80.33%
9	Senya	39,962	125.88	1	2	0	1/2	0	0	15.00	11.92%	110.88	88.08%

However, notwithstanding, the efforts being put in place by the District Assembly to ensure massive waste collection and haulage to final disposal site, waste generation, collection and haulage has seen slow rate of performance due to inadequate sanitary and transport logistics for waste collection operation

Table 26: Data on progressive waste generation and collection in Awutu Senya District

Annual Solid Waste generated (tons)						
Area	2020	2021	2022	2023	2024	2025
District	25,724	26,519.81	27,226.90	27,946.64	28,670.16	14,577.35
Urban	15,129.89	15,597.84	16,012.73	16,437.15	16,861.41	8,575.30
Rural	10,594.29	10,921.97	11,214.17	11,509.49	11,808.75	6,002.05
Solid waste collection and haulage (Tons/year)						
District	3,660.00	2,655.00	3,525.00	3,165.00	4,245.00	1,245.00
Urban	2,992.50	2,067.50	2,745.00	2,445.00	3,525.00	990.00
Rural	667.50	587.50	787.50	720.00	715.00	255.00
Proportion of solid waste collected and hauled (Tons/year)						
District	14.23%	10.01%	12.95%	11.33%	14.81%	8.54%
Urban	19.78%	13.26%	17.14%	14.87%	20.91%	11.54%
Rural	6.30%	5.37%	7.02%	6.26%	6.05%	4.25%

3.21.2 Methods of waste disposal in the district

Traditionally, the district is a rural district and therefore majority of the communities practice crude dumping resulting in insanitary environment leading to the spread of faeco-oral diseases in the district. Within the district, there are Seventy-Five dumpsites disaggregated into Twelve (12) approved dumpsites and Sixty-Three (63) unapproved dumpsites. The table below shows both approved and unapproved dumpsites in the district.

Table 27: Data On Refuse Dumpsites (2024)

S/N	AREACOUNCIL	APPROVED DUMSITES	UNAPPROVEDDUMPSITES
1	Senya Beraku	2	19
2	Awutu Beraku	2	7
3	Bawjiase	5	13
4	Bontrase	1	3
5	Obrachire	1	2
6	Jej-Krodua	1	19
Total		12	63

As part of measures by the Assembly to reduce the impact of crude dumping in the district, the Assembly adopted the following solid waste management measures to ensure that the impact of the phenomenon is curtailed:

- Control crude dumping method which involves collection, transportation by skip loader and dumping at the final disposal sites with occasional compacting done.
- Containers are being placed at vantage point of communities being served and lifted on weekly basis.

32.1.3 Waste Management interventions by the Assembly

For efficient and effective management of solid waste in the district, the following interventions have been adopted by the Assembly;

- The Assembly signed Memorandum of Understanding (MoU) with Zoom lion Ghana Limited to supply Eleven (11) communal refuse containers and one refuse truck for the haulage of refuse to final disposal site weekly.
- Place Eleven (11) communal refuse containers at vantage points for refuse collections.
- All dumpsites, markets, health facilities and container sites are disinfected quarterly.

3.2.1.4 Monthly haulage of solid waste by Zoom lion Ghana Limited

The district currently has Seven (7) skip containers, which has been placed at vantage point. According to the contract, zoom lion is required to furnish eleven (11) refuse containers and two (2) skip trucks. Because of their poor state or condition, a total of four (4) containers need to be replaced.

By the end of 30th June, 2025 a total of Fourteen Thousand, Eight Hundred and One point eight five zero (14,801.50) tons of waste have been generated and One Thousand Two Hundred and Forty-Five (1,245.00 tons) tons of waste constituting 8.41% was hauled to the final disposal site.

Table 28: Data on monthly collection and haulage of solid waste in the district

S/N	MONTH	NUMBER OF TRIP REQUIRED/ MONTH	NUMBER OF TRIP ACHIEVED	%. OF TRIPS ACHIEVED	VOL OF WASTE(M ³) COLLECTED	TONNAGE OF WASTE (TONNES)/ MONTH COLLECTED	TONS.OFWASTE GENERATED (TONNES)/MONTH	%. OFWASTE COLLECTED/ MONTH
1	January	31.92	30	93.98%	450.00	225.00	2,496.67	9.01%
2	February	31.92	29	90.85%	435.00	217.50	2,255.06	9.64%
3	March	31.92	27	84.59%	405.00	202.50	2,496.67	9.00%
4	April	28	29	103.57%	435.00	217.50	2,416.14	9.00%
5	May	28	26	92.86%	390.00	195.00	2,496.67	7.81%
6	June	28	25	89.29%	375.00	187.50	2,416.14	7.76%
Total		179.76	86	89.81%	2,490.00	1,245.00	14,577.35	8.54%

Table 29:Waste generation and collection at Area Council level

S/N	AREA COUNCIL	WASTE GENERATION		WASTE COLLECTION					
		PROJECTED POPULATION	TONNAGEOF WASTE GENERATED /QUARTER	NUMBER OF COMMUNAL REFUSE CONTAINERS	NUMBER OF TRIPS REQUIRED/ QUARTER	NUMBER OF TRIPS ACHIEVED /QUARTER	VOLUME OF WASTE COLLECTED	TONNAGE OF WASTE COLLECTED	% OF WASTE COLLECTED
1	Awutu	20,923	1,704.18	2	48	43	675.00	337.50	19.80%
2	Bawjiase	60,807	4,952.73	1	26	44	660.00	330.00	6.66%
3	Bontrase	20,214	1,646.43	1	24	18	270.00	135.00	8.19%
4	Jej-Krodua	24,963	2,033.23	1	24	0	0.00	0.00	0.00%
5	Obrachire	12,104	985.87	1	24	17	255.00	127.50	12.93%
6	Senya	39,962	3,254.90	1	26	45	675.00	337.50	10.36%

Table 30:Condition of Communal Containers and Container sites

S/N	LOCATION/SITE	TYPE OF COMMUNAL CONTAINER	NO. OF CONTAINERS ON SITE	NO. OF LIFTS PER QTR	CONDITION OF CONTAINERS	CONDITION OF SITE	REMARKS
1	Awutu Beraku	Skip	2	23	1new and 2 repairable	Good	Motorable
2	Senya	Skip	1	22	1new and 1 repairable	Good	Motorable
3	Bawjiase	Skip	1	23	2 new	Good	Motorable
4	Adawukwa	Skip	1	Nil	Repairable	Heap spillage	Inaccessible
5	Bontrase	Skip	1	1	Repairable	Heap spillage	Spillage
6	Obrachire	Skip	1	1	Repairable	Heap spillage	Spillage

7	Beraku Omega	Skip	1	Nil	Scrapped	Partially cleared	Partially accessible
---	--------------	------	---	-----	----------	-------------------	----------------------

Table 31: Data on the locations and conditions of communal containers

S/N	AREA COUNCIL	LOCATION	NUMBER OF CONTAINERS	CONDITIONS (GOOD/BAD)
1	Beraku	Omega School	1	Scrapped
2	Beraku	Akotoakoto	2	Bad (1)
3	Bawjiase	Market Center	2	Good
4	Senya	Market Center	1	Good
5	Obrachire	Road side	1	Bad
6	Bontrase	Market center	1	Good
7	Jej-Krodua	Adawukwa	1	Malfunctioning

3.2.1.5 Other solid waste management activities undertaken

3.2.1.5.1 Labour supervision

During the period of reporting, The Unit routinely supervise the Sanitary Labourers of the Assembly to undertake cleaning of the Assembly’s premises and periodically engage other Labourers in the weeding of Assembly’s compound. Some of the other activities supervised disinfection of commercial public toilets and some of the major drains in the districts.

3.2.1.5.2.3 Monthly clean-up exercises

During the period of reporting, one clean-up exercises were organized at Beraku in Awutu Area Council in May 2025 Council for the Second Quarter,2025

3.2.2 Liquid Waste Management

3.2.2.1 Liquid Waste Management Profile

According to 2025 Population projections, District demographics and population growth rate of 3%, the district has One Hundred and Eighty-One Thousand, Seven Hundred and Twenty-Five (181,725) population, One Hundred and Sixty-Three (163) and Fifty Eight Thousand and Fifty (58,050) households and average household size of 3.4.

Currently, the total population that has access to basic sanitation in the district is Ninety-Two Thousand, Three Hundred and Ninety-Two constituting 51.62% of the total population

Table 32: Improved Basic Sanitation Data-2025 For Awutu Senya District

	MMDAS	POPULATION (2024 projected)	URBAN	RURAL	2024	POPULATION ACCESS TO BASIC SANITATION			%TAGE POPULATION ACCESS TO BASIC SANITATION		
						DISTRICT	URBAN	RURAL	DISTRICT	URBAN	RURAL
1	Awutu Senya District	178,973	105,283	73,690	87,162	92,392	42,397	49,994	51.62%	40.27%	67.84%

3.2.2.2 Latrine coverage for the district

The district has Fifty-Eight Thousand and Eighty (58,050) Households across the Area council and Twenty-Seven Thousand, One Hundred and Seventy-Four latrines (27,174) have been constructed currently constituting 46.81% of the households being served with improved sanitary facilities.

Table 33:Latrine coverage

S/N	DISTRICT	NUMBER OF HOUSEHOLDS			NUMBER OF LATRINES CONSTRUCTED			% OF LATRINES CONSTRUCTED		
		DISTRICT-	URBAN	RURAL	DISTRICT	URBAN	RURAL	DISTRICT	URBAN	RURAL
1	Awutu Senya District	58,050	37,763	20,287	27,174	12,470	14,704	46.81%	33.02%	72.48%

Table 34: Data on Progressive Latrine Coverage

S/N	AREAS	2023			2024			2025		
		POPULATION	POP WITH ACCESS TO BASIC SANITATION	%POP WITH ACCESS BASIC SANITATION	POPULATION	POP WITH ACCESS TO LATRINES	%POP WITH ACCESS TO LATRINES	POPULATION	POP WITH ACCESS TO LATRINES	%POP WITH ACCESS TO LATRINES
1	District	170,147	73629	43.27%	174,552	87,162	49.93%	178,973	92,392	51.62%
2	Urban	100,073	33994	33.97%	103,657	39,997	38.59%	105,283	42,397	40.27%
3	Rural	70,073	39634	56.56%	71,895	47,165	65.60%	73,690	49,994	67.84%
4	Beraku	19,589	8118	41.44%	20,081	9,618	47.90%	20923	10,195	48.73%
5	Bawjiase	57,869	28071	48.51%	59,356	33,260	56.03%	60807	35,255	57.98%
6	Bontrase	18,926	8606	45.47%	19,400	10,197	52.56%	20214	10,809	53.47%
7	Jei-Krodua	23,558	6874	29.18%	24,202	8,144	33.65%	24963	8,633	34.58%
8	Obrachire	11,318	3971	35.09%	11,609	4,706	40.54%	12104	4,988	41.21%
9	Senya	37,864	21424	56.58%	38,899	25,384	65.26%	39,962	26,907	67.33%

Table 35:Sanitary facilities in the district

S/N	TYPE OFSANITARY FACILITY	QUANTITY				
		2021	2022	2023	2024	2025
1	Digi-loo Domestic KVIP	243	251	289	347	368
2	Domestic KVIP	5991	6867	6876	7113	7,540
3	Institutional KVIP	288	331	381	457	484
4	Public KVIP	34	39	45	54	57
5	Domestic Aqua Privy	27	31	36	43	45
6	Institutional Aqua Privy	206	237	272	327	347
7	Public Aqua Privy	6	7	8	10	10
8	Domestic Vault Latrine	962	1106	1272	1527	1,618
9	Institutional Vault latrine	76	87	101	121	128
10	Public Vault latrine	170	196	225	270	286
11	Domestic Pour Flush	619	712	819	982	1,041
12	Institutional Flush	24	28	32	38	40
13	Public Pour Flush	24	28	32	38	40
14	Domestic Water closet	9017	10370	11925	14310	15,169
Total		17,687	20,289	22,312	25,636	27,174

3.2.2.3Liquid Waste Management interventions by the Assembly

- Zoom lion Ghana Limited has been contracted to disinfect sanitary sites, markets, health facilities quarterly.
- Eight (8) commercial public latrines have been given on franchise to people for operation and management
- Public sensitization has been intensified to promote household latrine construction to reduce or eliminate open defecation in the district
- Media campaign and law enforcement have been adopted by the office to ensure that recalcitrant sanitary offenders are dealt

Table 36: DATA ON THE OPERATION AND MANAGEMENT OF TOILET FACILITIES IN THE DISTRICT

S/N	AREA COUNCIL	MANAGER		CARETAKER		PRIVATE / PUBLIC	LOCATION/ LANDMARK	TYPE OF TOILET /NUMBER OF DROP HOLE	STATUS/ CONDITION OF TOILET
		Name	Contact Number	Name	Contact Number				
1	Beraku	Hon.Yaovi	0245150410	Abena Attuah	0593125884	Public	Akotoakoto near GES Office	8 seater KVIP	Fairly good in shape In use
2		Hon.Yaovi	0245150410	Joseph Whetty	0246658659	Public	Aprano near the D/A Primary School	10 seater Pour flush	Need some renovation In use
3		Hon.Yaovi	0245150410	Richmond Whetty	0245653636	Public	Twiiime adjacent to the D/A school	20 seater KVIP	Need some renovation In use
4		Mr. Amoako	0244987424	Martha Yamoah	0592501988	Public	Back of the Market Centre	32 seater water closet	In good shape In use
5		Mr. Alfred Tetteh	0243442741	Elliot Tetteh	02481992240	Private	Twiiime down	12 Pour Fush	In good shape In use
		Isaac Winful 0200139829	0200139829	Isaac Winful	0200139829	Private	Twiiime near the main road	1 water closet 2 KVIPS	In use Fairly good
7						Kyenkyeso	14 seater Pour flush	Not in use Renovation required	
8	Senya	Nathaniel Anderson	0544347148	Benjamin Abaatia	0245499491	Private	Manste Mankabi	16 seater Pour flush	In use and in good shape

9		William Kwame Mensah	0245743618	Brother koffie	0554122840	Private	Obaakwei	8 seater water closet 12 seater Pour flush	In use In good shape
10	Senya	Bismark Quaye	0245978307	Efua Essandobah	0245978307	Private	Alata Egyae	12 seater water closet	In good shape In use
11		Papa Enum	0596416229	Fati Alhassan	0552905653	Private	Obodam	20 seater water closet	In good shape In use
12		Emmanuel Jackson	0242005776	Elizabeth Essel	0558725071	Public	Bonsuoku	12 seater water closet	Renovation needed 6 seater water closet broken down
13	Jei-Krodua	Mr. Donkor	0240890930	Collins Mensah	0559278171	Private	Osae krodua	8 seater KVIP	In use In good shape
14		Mr. Donkor	0240890930	Madam Elizabeth	0240890930	Private	Akuffo krodua	6 seater KVIP	In use and in good shape
15		Gideon Foundation (NGO)		Joseph Kumi	0555903957	Private	Larbi	10 seater KVIP	In good shape
16		Mr. Christian Nii korlai	0244569015	Madam Christiana	0244569015	Private	Papase no.1	28 seater Pour flush	In good shape In use
17		Mr. Moro Muhammed	0547053834	Mr. Moro Muhammed	0547053834	Private	Papase no.2	16 seater pour flush	In good shape In use

18		John Adoten Sackey	0544171046	Madam Love 0544171046	0544171046	Private	Papase no.2	24 seater pour flush	In good shape In use
19		Prudent		No caretaker		Private	Adawukwa	12 seater pour flush	In use In good shape
20		Ernest Afutu	0246460640	Alhassan	0246460640	Public	Old D/A school	10 seater pour flush	Fairly good In use
21	Awutu	Samuel Adjei	0540650665	Samuel Adjei	0540650665	Private	Old D/A school	20 seater pour flush	Fairly good In use
22		Kofi Adam	0548340295	Brother Kwame	0548340295	Private	Zabuzongo Timber market	9 seater pour flush	Fairly good and In use
23		Daniel Azuma	0548340295	Daniel Azuma	0548340295	Private	Zabuzongo mountain	16 seater pour flush	Fairly good and In use
24		Temkpor Asiayo	0248649056	Madam Baforwaa	02457129172	Public	Mankesim	10 seater pour flush	Not in good condition In use
25		Mr. Azuma	0553691004	Mr. Azuma	0553691004	Public	Zongo	8 seater pour flush	Fairly good and In use
26	Bawjia se	William Agyemang	0547343991	William Agyemang	0547343991	Public	Mankesim	10 seater Enviro loo	Fairly good In use
27	Bontrase	PPAG		Nathaniel Aidoo	0242344188	Public	Market centre	8 seater KVIP	Not in good condition In use
28		PPAG				Public	Bantama Opposite the Pentecost Church	8 seater KVIP	Not in good condition In use
29		PPAG				Public	Ama Dua Behind D/A school park	10 seater KVIP	Not in good condition In use
30		PPAG		Stephen Amoah	0244829212	Public	Aberful	8 seater KVIP	Not in good condition In use

3.2.2.4 Other liquid waste management activities undertaken

3.2.2.4.1 Disinfection and Disinfestation exercise in the district

As part of Memorandum of Understanding (MoU) signed between the District Assembly and Zoom lion Ghana Limited, they are to disinfect public drains, markets, container sites, public toilets and Medical Health facilities monthly across all the Area Councils. The purpose of this exercise is to break the chain of transmission of communicable diseases in the district to ensure public health protection.

During the period of reporting, three disinfection exercises were carried out at Bontrase in May, 2025. The areas disinfected are Health facilities public drains, public toilets and dumping sites

Areas disinfected

S/N	AREA OF FOCUS	SPECIFIC AREA
1	Health facilities	Ahentia health post
2		Bontrase health center
3	Public Toilet facility	Kwame Whetey
4		Ama duah
5		samsamso
6	Dumping site	KwameWhetey
7		Aberfo
8		Ama duah
9		samsamso

3.3 STANDARD ENFORCEMENT

3.3.1 Premises and facilities inspection

A premises and facilities inspection is a thorough examination of property, building, or facility to ensure it meets specific standards, regulations. The inspection assesses the conditions, safety, and suitability of the premises for its intended use

In accordance with the Environmental and Public Health laws, it is mandatory and responsibility of Environmental Health Officers to carry out premises inspection to ensure environmental and public health compliances in communities. All staff at the neighborhood Area Councils have been in-charge of conducting premise inspections in their catchment Areas. The objectives for the inspection are as follows;

- To ensure that the premises and facilities comply with environmental health and industry standards to promote public health
- To detect any safety risks, health hazards or environmental that could impact negatively on occupants, visitors or the neighbouring communities.

The target areas include residential premises, markets, eating bars, local industries, water producing factories, garages, lorry terminals, private basic schools, private S.H.S, private basic schools, public S.H.S, bakeries, public toilets, private owned public toilets, cold stores and private clinics.

During the period under review, One Thousand (1,000) premises were targeted for inspection for Second Quarter. Of these, Seven Hundred and Thirty-One (731) premises were inspected which represents 73.10%. Some of the nuisances detected include open defecation, careless trash disposal, and, Food Vendors without Certified Medical Certificate and among others.

Table 37: Data On Premises Inspection Conducted and Nuisance Abatement in Second Quarter(2025)

S/N	CATEGORIES OF PREMISES	TARGET FOR INSPECTION (TARGET)	NUMBER INSPECTED	%TAGE INSPECTED
1	Residential	671	605	90.16%
2	Markets	6	2	33.33%
3	Hotels/Guesthouses	10	4	40.00%

4	Restaurants	40	2	5.00%
5	Eating bar	100	33	33.00%
6	Local industries	10	7	70.00%
7	Water Producing Factories	7	0	0.00%
9	Lorry Terminals	6	0	0.00%
10	Private basic schools	20	13	65.00%
11	Private SHS	2	0	0.00%
12	Public basic schools	20	3	15.00%
13	Public SHS	5	0	0.00%
14	Bakeries	7	5	71.00%
15	Public toilets	8	4	50.00%
16	Private owned public toilets	8	4	50.00%
17	stores	50	35	70.00%
18	Private clinics	5	0	0.00%
19	Public Health facilities	6	1	16.67%
20	Pharmacy Shops	10	0	0.00%
21	Corn and Cassava Mills	10	6	60.00%
Total		1,000	731	73.10%

Table 38: Breakdown of premises inspected and successful prosecution made

S/No.	Sub-Metro/Zonal/Area Council	No. of Premises Inspected							# of Notices Served	# of Compliance	# of Summon Served	# of Successful Prosecution			Proportion of San. facilities	Proportion of access to Water	Proportion of HW facilities
		DOM	HOT	HCF	SCH	MKT	IND	SAN				Yes	No	Remarks			
1	Bawjiase	110	4	0	0	0	0	0	20	12	0		No				
2	Beraku	80	27	0	4	1	0	5	35	18	0			No prosecution			
3	Bontrase	125	15	1	6	1	0	3	19	10	0		No	No prosecution			
4	Jej-Krodua	120	100	0	0	0	7	0	14	9	0		No	No prosecution			
5	Obrachire	70	1	0	0	0	0	0	8	6	0		No	No prosecution			
6	Senya	109	0	0	9	0	0	0	15	10	0		No	No prosecution			
Total		605	147	1	19	2	7	8	111	65	0		No	No prosecution			

Table 39: Data on some nuisance detected in 2nd Quarter, 2025

S/N	DATE	NAME	LOCATION	NUISANCE DETECTED	ACTION TAKEN	REMARKS
1	3/4/2025	Georgina Gator	Jej-Krodua	Insanitary Latrine giving offensive odour to the neighbourhood and also exposed to flies and other vermins	An abatement notice was issued for immediate abatement	Nuisance abated
2	3/4/2025	John Mensah	Papaase No.1	Insanitary and auxioxious trade resulting in noise pollution to the general public	An abatement notice was issued for immediate abatement	Nuisance abated
3	3/4/2025	Sarah	Papaase No.1	Accumulation of refuse on the bare ground and also exposed to flies and other vermins causing offensive odour to the public	An abatement notice was issued for immediate abatement	Nuisance abated
4	3/4/2025	Mary Kissi	Papaase No.1	Accumulation of refuse on the bare ground and also exposed to flies and other vermins causing offensive odour to the public	An abatement notice was issued for immediate abatement	Nuisance abated

5	4/4/2025	Linda	Jeji-Krodua	Accumulation of human excrement giving offensive odour to people in the community and indiscriminate dumping of refuse around the premises	An invitation notice was issued to the offender for questioning	Nuisance abated
6	4/4/2025	Anedwa Donkor	Jeji-Krodua	Dilapidated toilet full to the brim and exposed to flies and vermins and polluted offensive wastewater around the toilet with maggot	An invitation notice was issued to the offender for questioning	Nuisance abated
7	8/4/2025	Madam Christiana	Papaase No.1	Biodister toilet which was not well constructed with human excrement full to the brim, spilling along the road and causing offensive odour to the general public	An invitation notice was issued to the owner for questioning and abatement	Toilet demolished
8	8/4/2025	Ernest Guesthouse	Papaase No.1	No nuisance detected, the general sanitation of the premises was very good	The incharge of the facility was commended for keeping the premises clean	No nuisance detected
9	8/4/2025	Hill Side Water Factory	Papaase No.1	No nuisance detected, the general sanitation of the premises was very good	The incharge of the facility was commended for keeping the premises clean	No nuisance detected
10	10/4/2025	Evalasting Victory Academy	Papaase No.1	No nuisance detected, the general sanitation of the premises was very good	The Head master of the school was commended for handling the affairs very well	Cholera education was given by the Environmental health officer
11	10/4/2025	Trust Filtered Drinking Water	Papaase No.1	No nuisance detected, the general sanitation of the premises was very good		No nuisance detected
12	20/05/2025	Gifty Dansoa	Beraku	Selling of food to the general public without a valid Food Vending Certificate	A day was given to her to acquire a valid medical health certificate	Not yet acquired

13	20/05/2025	Charity Arhin	Beraku	Operating a provision shop without a valid medical Health certificate for the year 2025	A period of two hours was given for her to acquire a valid medical health certificate	Medical Health Certificate acquired
14	3/6/2025	Cynthia Darko	Beraku	Selling of food to the general public without a valid Food Vending Certificate for the year 2025	A period of two hours was given for her to acquire a valid medical health certificate	Not yet acquired
15	3/6/2025	Lydia Asiedu	Beraku	Selling of food to the general public without a valid Food Vending Certificate for the year 2025	A period of two hours was given for her to acquire a valid medical health certificate	Not yet acquired

16	3/6/2025	Nicholina Amuzu	Beraku	Operating provision store without medical health certificate for the year 2025	A period of two hours was given for her to acquire a valid medical health certificate	Medical Health Certificate acquired
17	3/6/2025	Mabel Ocran	Beraku	Selling of food (fast food) to the general public without medical health certificate for the year 2025	A period of two days was given for her to acquire a valid medical health certificate	Medical Health Certificate acquired
18	3/6/2025	Veronica Boadi	Beraku	Selling of food to the general public without medical health certificate for the year 2025	A period of two days was given for her to acquire a valid medical health certificate	Not yet acquired
19	3/6/2025	Paulina Larbie	Beraku	Operating chop without a medical health certificate	A period of two days was given for her to acquire a valid medical health certificate	Medical Health Certificate acquired
20	3/6/2025	Blessing Armah	Beraku	Selling of food (Kenkey) to the general public without medical health certificate for the year 2025	A period of two days was given for her to acquire a valid medical health certificate	Not yet acquired
21	3/6/2025	Comfort Kunadu	Beraku	Selling of food (Bread) to the general public without medical health certificate for the year 2025	A period of two days was given for her to acquire a valid medical health certificate	Not yet acquired
22	3/6/2025	Robert Djaka	Beraku	Operating provision store without medical health certificate for the year 2025	A period of two days was given for her to acquire a valid medical health certificate	Medical Health Certificate acquired
23	3/6/2025	Veronica Quaye	Beraku	Operating provision store without medical health certificate for the year 2026	A period of two hours was given for her to acquire a valid medical health certificate	Not yet acquired
24	3/6/2025	Mary Egyir	Beraku	Operating drinking spot to the general public without medical health certificate for the year 2025	A period of two hours was given for her to acquire a valid medical health certificate	Not yet acquired
25	3/6/2025	Felix Nyarko	Beraku	Operating cold store without medical health certificate	A period of two days was given for her to acquire a valid medical health certificate	Medical Health Certificate acquired

26	12/6/2025	Juliana Ayorrnu	Beraku	Operating provision shop without medical health certificate for the year 2025	A period of two hours was given for her to acquire a valid medical health certificate	Medical Health Certificate acquired
27	12/6/2025	Richmond Ampadu	Beraku	Operating drinking spot to the general public without medical health certificate for the year 2025	A period of two hours was given for her to acquire a valid medical health certificate	Medical Health Certificate acquired

28	12/6/2025	Comfort Buabeng	Beraku	Selling of food (Banku)to the general public without medical health certificate	A period of two hours was given for her to acquire a valid medical health certificate	
29	12/6/2025	Linda Yartey	Beraku	Selling of food (Banku)to the general public without medical health certificate	A period of two hours was given for her to acquire a valid medical health certificate	Medical Health Certificate acquired
30	12/6/2025	Doreen Obiri	Beraku	Selling of fruits (Water melon) to the general public without valid medical health certificate for the year 2025	A period of two hours was given for her to acquire a valid medical health certificate	
31	12/6/2025	Mercy Akomanyi	Beraku	Operating drinking spot to the general public without medical health certificate for the year 2025	A period of two hours was given for her to acquire a valid medical health certificate	Medical Health Certificate acquired
32	12/6/2025	Rose Mensah	Papaase No.1	Unauthorized pit latrine full to the brim resulting odour and also exposed to flies and creating nuisance to the general public.2 Dumping of refuse in unauthorized place indiscriminately	An invitation notice was issued to the offender for questioning and abatement	Nuisance abated
33	18/6/2025	Faustina Donkor	Beraku	Operating provision shop without medical health certificate for the year 2025	A period of two hours was given for her to acquire a valid medical health certificate	Not yet acquired
34	18/6/2025	Mary Abekah	Beraku	Selling of food to the general public without medical health certificate for the year 2025	A period of two hours was given for her to acquire a valid medical health certificate	Not yet acquired
35	18/6/2025	Rita Larvoe	Beraku	Selling of food to the general public without medical health certificate for the year 2025	A period of two hours was given for her to acquire a valid medical health certificate	Not yet acquired
36	18/6/2025	Residence with store	Beraku	Bushy surroundings and discharging waste water to the surroundings creating offensive odour	A period of one week given to the residents to abate nuisance	Not yet acquired
37	18/6/2025	A house behind the main road	Beraku	Astagnant water in a constructed pit behind the house which is breeding mosquitoes	A period of three days given for the residents to abate the nuisance	Not yet acquired
38	19/6/2025	Rita Abban	Beraku	Operating provision shop without medical health certificate for the year 2025	A period of two hours was given for her to acquire a valid medical health certificate	Not yet acquired

39	19/6/2025	Irene Ohene Akuffu	Beraku	Selling of food to the general public without medical health certificate for the year 2025	A period of two hours was given for her to acquire a valid medical health certificate	Not yet acquired
40	19/6/2025	Mercy Lee	Beraku	Selling of food (pastries) to the general public without health certificate	A period of two hours was given for her to acquire a valid medical health certificate	Not yet acquired
41	19/6/2025	Yoghurt Shop	AkotoakotoBeraku	The owner and staff operating with a medical health certificate	A period of two hours was given for them to acquire a valid medical health certificate	Medical Health Certificate acquired
42	3/6/2025	Veronica Quaye	Beraku	Operating provision shop without medical health certificate for the year 2025	A period of two hours was given for her to acquire a valid medical health certificate	Medical Health Certificate acquired
43	24/6/2025	Landing Guesthouse	Beraku	Not being able to provide Suitability report for the guesthouse and officers not having access to conduct premises	A period of 24 hours was given to report to the Unit for engagement	Not yet reported
44	24/6/2025	Okyedie Ama Memorial Guesthouse	Beraku	Officers selling drinks to the general public without medical health certificate for the year 2025, Suitability report not seen and the general sanitation particularly waste management was not good	Officers were advised to acquire medical health certificate with immediate effect and the manager of the guesthouse also instructed to bring copy of the suitability report for verification. The officers were advised to purchase more waste bins to complement the effort of keeping the premises clean	Medical Health Certificate acquired but the office is yet to receive the suitability report for verification
45	26/6/2025	Gloriham Int.Sch.	Beraku	Preparing food for school children without a valid Medical Health Certificate for the year 2025	A period of two hours was given to acquire a Medical Health Certificate	One kitchen staff has aquired the Medical Health and the rest are yet to report

Food Hygiene

3.4.1 Background

To ensure that the general public is safe, free from food poisoning, food contamination, sale of unwholesome foods, sale of expired products for human consumption within Awutu Senya District. The office under Awutu Senya District Assembly responsible for ensuring that contaminated food and products, expired products such as drugs, bottled and sachet water and provisions are not sold to the general public. Every year, the office has the mandate to ensure that all Food and Drink handlers are medically screened and certified before selling out food and drinks to the general public which is in line with Public Health Act (Act851) which criminalizes the sale of unwholesome food or drink without Medical Certificate of fitness.

As part of this year activities of promoting health and hygiene within the district for medical fitness, the Environmental Health and Sanitation Unit under the Auspices of Awutu Senya District Assembly embarked on a Mass Medical Screening and Health Education for all Food and Drink Handlers in the Awutu Senya District Assembly from Monday 17th March to 30th April, 2025

3.4.1.1 Objectives

The objective of the exercise was to avert the transmission of communicable infectious diseases such as typhoid fever, cholera, tuberculosis, hepatitis, dysentery etc. within the district specifically

- To educate Five Thousand (5,000) Food and Drink Handlers by 30th April,2025
- To conduct Medical Laboratory Screening and counseling for Thousand (5,000) Food and Drink Handlers by 30th April,2025
- To certify at least 90%Food and Drink Handlers by 30th April,2025
- To compile data of results and come up with recommendation for future health promotion of Food and Drink Handlers.

3.4.1.2 Target Group

Target group of people who were screened include Sachet water producers, distributors and retailers, Alcoholic and soft drinks manufacturers and distributors and retailers, restaurants, chop bar and joint food operators, hotels, pub food and drink handlers,fufu,pepper,tomatoes sellers, corn millers,backery and fryers,butchers,barbecue and kebab sellers, fried yam and rice sellers, cooked and mashed kenkey sellers, cold store operators, Fish mongers and fryers, Drinking Bar Operators, Provision store operators and Institutional Canteen Staff etc. All these people were targeted to screened and most of them were screened.

3.4.2 Methods

3.4.2.2 Memorandum of Understanding (MoU) signed

Before the inception of the exercise, there was an agreement signed between the Management of the Assembly and the Contractor. It was stated in the agreement that the contractor will use his logistics such as information van and fuel to mobilize the participants for the exercise and also equipment and test kits for the test. Again, it was agreed that the money that will be accrued, the contractor should receive 52% of it for the work done and part of it should go to the Assembly and the Environmental Health Officers who managed the exercise.

3.4.2.2 Human Resource for the exercise

A team of qualified medical doctors, nurses, biomedical scientists, public health personnel and other staff were employed to undertake the medical screening exercise.

3.4.2.3 Publicity and mobilization

Before the commencement of the programme, awareness was fully created by going round the communities with an information van and this was done two weeks before the exercise was carried out. Churches, market squares, funeral grounds and social centers were used in assembling the participants. Moreover, Youth Coordinators, Opinion Leaders, Assembly men, Chiefs and Elders in the communities were also notified to help in the awareness creation and mobilization of the Food vendors.

3.4.2.4 Zoning of the Area Council

In the quest to achieve the desired result and also meet the target for the medical screening exercise, one week was set for all the Area Councils, with the exception of Bawjiase which had two weeks due to the large number of vendors. They were also zoned into stations that every vendor could be captured. Below is the number of Zonal Areas created for the exercise.

Table 40: Zonal Area of the Area Councils

S/N	AREA COUNCIL	NUMBER OF ZONAL AREAS
1	Bawjiase	4
2	Beraku	5
3	Bontrase	2
4	Jei-Krodua	4
5	Obrachire	2
6	Senya	4

Total	21
--------------	-----------

3.4.2.4 Laboratory Investigations

All the participants were made to undergo the following laboratory investigation to medically screen them.

Blood samples collected for Typhoid fever test

3.4.2 Observations/Findings/Remarks

3.4.2.1 Number of vendors screened

A total of One Thousand and Seven (1,908) have been screened across Six Area Councils. Below is the breakdown

Table 41: Number of Vendors screened

S/N	AREA COUNCIL	TARGET	NUMBER OF FOOD VENDORS SCREENED	% ACHIEVED
1	Senya	1000	364	36.40%
2	Beraku	1000	491	49.10%
3	Obrachire	300	120	40.00%
4	Bontrase	400	153	38.25%
5	Bawjiase	1,500	406	27.07%
6	Jei-Krodua	800	374	46.75%
Total		5,000	1,908	38.16%

3.4.2.3 Distribution by Gender

From the results, a total of One Hundred and Twenty-Seven (127) males participated in the exercise and the rest are females. Below is the breakdown

Table 42: Distribution by Gender

S/N	GENDER	NUMBER	PROPORTION (%)
1	MALES	127	6.66%
2	FEMALES	1,781	93.34%
TOTAL		1908	100.00%

3.4.2.4 Food Vending Operations involved in the exercise

There were divers of food vending operations in the district. But for easy categorization, they were grouped into Six main operations namely food, provision, Drinks and Water, Fish-meat-cold stores, food stuffs-fruits-vegetables and bread-Pasteries-bakeries. Below is the breakdown of the various food vending operations with respect to the Area Councils

Table 43: Number of Food vending operations in the district in involved in the medical health screening exercise

S/N	AREA COUNCILS	FOOD		PROVISION		DRINKS/WATER		FISH/MEAT/ COLD STORES		FOODSTUFFS /FRUITS/VEGETABLES		BREAD/PASTERIE S/BAKERIES		TOTAL
		NUMBER	PROPORTION (%)	NUMBER	PROPORTION (%)	NUMBER	PROPORTION (%)	NUMBER	PROPORTION (%)	NUMBER	PROPORTION (%)	NUMBER	PROPORTION (%)	
1	Senya	185	50.82%	70	19.23%	50	13.74%	25	6.87%	18	4.95%	16	4.40%	364
2	Awutu	261	53.16%	106	21.59%	45	9.16%	34	6.92%	25	5.09%	20	4.07%	491
3	Bontrase	81	52.94%	32	20.92%	16	10.46%	11	7.19%	4	2.61%	9	5.88%	153
4	Bawjiase	226	55.67%	57	14.04%	37	9.11%	29	7.14%	21	5.17%	36	8.87%	406
5	Jeikrodua	221	59.09%	82	21.93%	42	11.23%	13	3.48%	4	1.07%	12	3.21%	374
6	Obrachire	85	70.83%	20	16.67%	6	5.00%	6	5.00%	0	0.00%	3	2.50%	120

Total	1,059	55.50%	367	19.23%	196	10.27%	118	6.18%	72	3.77%	96	5.03%	1908
--------------	--------------	---------------	------------	---------------	------------	---------------	------------	--------------	-----------	--------------	-----------	--------------	-------------

3.4.2.5 Laboratory Results

A total of One Hundred and Fifty-Four (154) positives were recorded during the Medical health screening of food vendors representing 8.07% of the total medically screened food vendors. Bawjiase Area Council recorded the highest positives and Awutu Area Council recorded the lowest positives in the exercise. Below is the breakdown

Table 44: Number of positive cases recorded during the medical screening exercise

S/N	AREA COUNCIL	POSITIVE CASES		NON-POSITIVE CASES		TOTAL
		NUMBER	PROPORTION (%)	NUMBER	PROPORTION (%)	
1	AWUTU	12	2.44%	479	97.56%	491
2	BAWJIASE	45	11.08%	361	88.92%	406
3	BONTRASE	27	17.65%	126	82.35%	153
4	JEI-KRODUA	24	6.42%	350	93.58%	374
5	OBRACHIRE	15	12.50%	105	87.50%	120
6	SENYA	31	8.52%	333	91.48%	364
TOTAL		154	8.07%	1754	91.93%	1908

Table 45: Distribution of positive cases by Zonal Areas

S/N	AREA COUNCILS	ZONAL AREAS	POSITIVE CASES		NEGATIVE CASES		TOTAL
			NUMBER	(%)	NUMBER	(%)	
1	Awutu	Durbar Grounds	9	4.31%	200	95.69%	209
2		D/A Basic School	3	6.98%	40	93.02%	43
3		Akrampa Junction	0	0.00%	97	100%	97
4		St Kelian School	0	0.00%	97	100%	97
5		Choechoe	0	0.00%	26	100%	26
6		Ahentia	0	0.00%	29	100%	29
7	Bawjiase	Station	12	8.57%	128	9.43%	140
8		SDA School	14	25.00%	42	75.00%	56
9		Methodist School	10	9.17%	99	90.83%	109
10		Adom Clinic Park	9	8.91%	92	91.09%	101
11	Bontrase	Area Council Office	9	11.11%	72	88.99%	81
12		D/A Primary School	18	25	54	75.00%	72
13	Jeji-Krodua	Jeji-Krodua	7	11.11%	53	88.99%	60
14		Adawukwa	8	16.00%	42	84.00%	50
15		Akuffo-Krodua	0	0.00%	21	100%	21
16		Afadzator	0	0.00%	18	100%	18
17		Mankomeda	0	0.00%	23	100%	23
18		Yamoah Nkwanta	9	23.68%	29	76.32%	38
19		Papaase No.2	0	0.00%	58	100%	58
20		Papaase No.1	0	0.00%	40	100%	40
21		Kwao-Bondzie	0	0.00%	31	100%	31
22		Oklu Nkwanta	0	0.00%	35	100%	35
23	Obrachire	Obrachire	12	17.91%	55	82.19%	67
24		Akropong	1	5.88%	16	84.12%	17
25		Bibianiha	1	4.17%	23	85.83%	24
26		Mfafo	1	8.33%	11	81.67%	12
27	Senya	Main Office	14	9.15%	139	80.85%	153
28		Cold store	8	9.41%	77	80.59%	85
29		Roman School	1	2.00%	49	98.00%	50
30		Castle	2	7.69%	24	82.31%	26
31		Bonsuoku	6	12.00%	44	88.00%	50

3.4.2.5.1 Review of results and action taken

After the medical screening, all the results were thoroughly reviewed and the following steps were taken

- Most of the Food Vendors who were medically fit were issued with Medical Certificate

- Some of the Food Vendors who had traces of typhoid Bacteria in their blood were though issued with Medical Certificate but cautioned to treat the typhoid within two weeks, otherwise stop from operations

72 | Page

- All the Food Vendors who had high typhoid bacteria in their blood were not issued with medical Certificate and stopped from operation until treatment and further typhoid test proves negative.
- After the medical screening exercise, all the Food Vendors who were reported with high typhoid bacteria were stopped from operation were monitored to ensure that they undergo medical treatment

3.4.2.6 Financial appropriation

Before the commencement of the exercise, each participant was charged Fifty Ghana Cedis (GHC 50.00). At the end of the exercise, One Thousand Nine Hundred and Eight (1,908) Food Vendors were fully screened and hence Ninety-Five Four Hundred Ghana Cedis (GHC95,400.00). Below is the financial appropriation

Table 46: Financial appropriation

S/N	AREA COUNCIL	NUMBER OF PEOPLE SCREENED	AMOUNT ACRUED (GHC)	CONTRACTOR SHARE (52.00%)	ASSEMBLY ACCOUNT (20.00%)	MANAGEMENT OF ASSEMBLY (20.00%)	ENVIRONMENTAL HEALTH OFFICERS (8.00%)
1	Awutu	492	24,600.00	12,782	4,920.00	4,920.00	1,968.00
2	Bawjiase	406	20,300.00	10,556.00	4,060	4,060.00	1,624.00
3	Bontrase	153	7,650	3,978	1,530.00	1,530.00	612.00
4	Jej-Krodua	374	18,700.00	9,724.00	3,740.00	3,740.00	1,496.00
5	Obrachire	120	6,000.00	3,120.00	1,200.00	1,200.00	480.00
6	Senya	364	18,200.00	9,464.00	3,640.00	3,640.00	1,456.00
Total		1,908	95,400.00	49,608	19,080	19,080	7,632.00

3.5 Infection prevention intervention

3.5.1 Background

Cholera is a diarrheal disease caused by the bacterium *vibrio cholerae*, usually spread through contaminated food or water. The infection can severe diarrheal, vomiting and dehydration which can be life -threatening if left untreated. The disease can be prevented by ensuring access to clean drinking water and maintaining good hygiene and waste disposal practices.

On Tuesday, 29th October,2024 there was a reported case of cholera in Awutu Beraku in Awutu Area Council, the outbreak of cholera in Beraku was suspected to be contaminated water source and open defecation in the area. Later on, the cholera disease spread to other parts of Central Region.

As part of measures to bring the outbreak under control, the Regional Environmental Health and Sanitation Directorate (REHSD) in collaboration United Nation Children Emergency Fund (UNICEF) brought an initiative aimed at distributing Chlorine tablets (Aqua tabs) to every district in Central Region to be distributed to all households for household water treatment. Awutu Senya District Assembly is one of the beneficiary districts which received its share of the chlorine tablets in Mid-April,2025.

Upon receipt of the Chlorine, and as instructed by REHSD, the Unit also ensured that all the areas that were affected by the cholera outbreak received the chlorine tablets for household water treatment, the Unit also took opportunity to risk communicate the folks about the cholera disease and its concomitant impact on their livelihood and the need to practice safety protocols of the disease.

3.5.1.2 Objective

The objective of the exercise is to ensure that all the areas affected by cholera outbreak receive the chlorine tablets meant for the household water treatment to eliminate the cholera outbreak in the areas affected.

3.5.1.3 Outcome of the exercise

3.5.1.3.1 Distribution status

A total of Four Hundred (408) sachets of chlorine tablets have been distributed to Eight Hundred and Sixteen (816) beneficiaries in the district. Below is the breakdown.

Table 47: Distribution status

S/N	AREA/URBAN COUNCIL	NUMBER OF SACHETS DISTRIBUTED	NUMBER OF BENEFICIARIED
1	Awutu	113	226
2	Bawjiase	62	95
3	Bontrase	56	112
4	Jej-Krodua	68	136
5	Obrachire	109	218
6	Senya	102	204

Total	408	816
-------	-----	-----

5.13.2 Areas covered for distribution

A total of Twenty (20) sub-communities received the chlorine tablets from the distribution exercise. Below is the breakdown

Table 48:Communities covered

S/N	AREA/URBAN COUNCIL	COMMUNITY	SUB-COMMUNITY
1	Awutu	Beraku	Akutuatu
2			Ahweahwea
3			Akrampa
4			Zongo
5			Twiiimi
6			Old Traditional Council
7	Bontrase	Bontrase	Damiabra
8			Kokoben
9	Jei-Krodua	Jei-Krodua	Adawukwa
10			Bentum
11			Chip compound
12			Ofakor
13			Fantenewtown
14			Larbie
15			Yaman
16			Yamoah Link
17			Jei-Krodua
18	Senya	Senya	Bonsuoku
19			Kokoado
20			Gbaakewi

4.0 CHAPTER FOUR

4.1ACHIEVEMENT, CONSTRAINTS

4.1.1Achievement

- The office was able to medically screen One Thousand Nine Hundred and Eight (1,908) food vendors in the district.
- The office also distributed Four Hundred and Eight (408) chlorine tablets to Eight Hundred and Sixteen (816) beneficiaries in the district for household water treatment purposes.

4.1.2 Constraints

The Unit tried to manage the limited resource available to help ensure a safe and conducive environment free of diseases for people. However, we encountered some challenges and below are as follows.

- Apathy towards environmental sanitation activities by community members particularly clean-up exercise
- Inadequate skilled and unskilled Labour force
- Absence of public pound or pen at the Area Councils to help control the stray animals in the district
- Inadequate refuse containers for waste collection
- Majority of communal refuse containers are in deplorable state and need maintenance or replacement
- No vehicle for the Unit to use for monitoring of sanitation activities in the district
- Inadequate public and household toilets have resulted in open defecation in some Communities
- The performance of waste collection in the district is very low

CHAPTER FIVE

5.0 CONCLUSION AND RECOMMENDATION

5.1 Conclusion

To increase the collection and disposal of refuse from the current 15% to 30% by the end of 2024. 8.54% of waste were collected and hauled to the final disposal site in the First Quarter, 2025 which was very low below the thresholds due to inadequate communal refuse containers, defective communal refuse containers and other logistical challenges.

To increase Basic Sanitation Coverage from 50% to 60%

The Basic sanitation coverage of the district was 51.62% in Second Quarter, 2025

To enforce environmental health Laws (Assembly Bye Laws) by prosecuting sanitary offenders at law court.

No sanitary offender was prosecuted

To conduct One Thousand premises and facilities in the district

Eight Hundred (1,000) premises were targeted for the Second Quarter, 2025. Of these, Four Hundred and Forty-Three (731) premises were inspected which represents 73.10%.

To medically screen Five Thousand (5,000) Food and Drink Handlers in the district

A total of One Thousand and Seven (1,908) Food and Drinks Handlers were screened across the Six Area Councils for Second Quarter, 2025.

5.2 Recommendations

- The District Assembly should facilitate the recruitment of skills personnel to educate and enforce sanitary standards
- The Assembly should procure additional Five (5) communal refuse containers to augment the waste collection operations in the district.
- Zoom lion Ghana Limited should replace all defective communal refuse containers to improve waste collection in the district
- The Environmental Health Unit should regularize door-to-door waste collection as innovative approach of managing solid waste in the district to enhance and improve waste collection performance in the system.
- The Assembly should provide financial, sanitation and transport logistics to Environmental Health Unit to be able mobilize community members to build latrines through Community-led Total Sanitation (CLTS) approach
- The Environmental Health and Sanitation Unit should collaborate with the District Assembly to facilitate the construction of pound or pen in all the Area Council capitals to help control stray animals so as to reduce zoonotic infections and destruction of farm produce



Disinfection drains around Bontrase



Disinfection of dumpsite at Bontrase



Food Vendors Medical screening exercise at St. Kelian Basic School, Awutu Beraku



the Honourable Member of Parliament having discussion with the management of the Assembly on the drainage



Drains being desilted during the clean-up exercise at Beraku



Distribution of chlorine tablets at Senya



