

# AWUTU SENYA DISTRICT ASSEMBLY



REPUBLIC OF GHANA

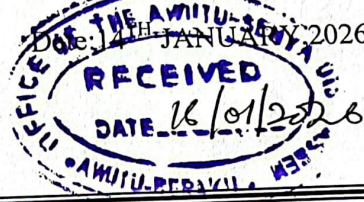
In case of reply, the number  
And date of this letter should  
Be quoted

P. O. Box 4  
Awutu – Beraku  
Digital Address: CW-0003-4982  
Website: [www.awutusenyada.gov.gh](http://www.awutusenyada.gov.gh)  
Email: [awutusenya2024@gmail.com](mailto:awutusenya2024@gmail.com)



Our Ref: ASDA: ~~18/20/20/16/008~~ 18/20/16/008  
Your Ref: .....

Call: 0243-403837



## SUBMISSION OF FOURTH QUARTER ENVIRONMENTAL HEALTH AND SANITATION REPORT

I submit herewith 2025 Environmental Health and Sanitation Fourth Quarter Environmental Health and Sanitation Report for your perusal and necessary action please.

VERONICA DZOKOTO  
(DISTRICT ENVIRONMENTAL HEALTH OFFICER)

DISTRICT COORDINATING DIRECTOR  
AWUTU SENYA DISTRICT ASSEMBLY  
AWUTU BERAKU

③ DPO  
-----  
pls take action  
S.A  
16/01/2026



AWUTU SENYA DISTRICT ASSEMBLY

ENVIRONMENTAL  
HEALTH AND SANITATION UNIT

4 TH QUARTER REPORT  
(2025)

## Contents

<b>EXECUTIVE SUMMARY</b> .....	viii
<b>KEY PERFORMANCE AREAS (KPA)s</b> .....	viii
<b>1.0 INTRODUCTION</b> .....	5
<b>1.1 District Profile</b> .....	5
<b>1.1.2.4 District Map as captured in National, Regional and District Contexts</b> .....	7
<b>1.3 Mission</b> .....	10
<b>1.4 Main objectives</b> .....	10
<b>2.2 Human Resource</b> .....	5
<b>2.2.1 Staff Strength</b> .....	5
<b>CHAPTER THREE</b> .....	9
<b>3.0 KEY ACTIVITIES PERFORMED FOR THE PERIOD UNDER REVIEW</b> .....	9
<b>3.1 MANAGEMENT AND ADMINISTRATION</b> .....	9
<b>3.1.1 Meetings</b> .....	9
<b>3.2.1 Solid Waste Management</b> .....	10
<b>3.2.2 Liquid Waste Management</b> .....	20
<b>3.3 STANDARD ENFORCEMENT</b> .....	30
3.3.1 Premises and facilities inspection .....	30
3.3.2 Number of successful prosecution .....	35
<b>4.0 CHAPTER FOUR</b> .....	43
<b>4.1 ACHIEVEMENT, CONSTRAINTS</b> .....	43
<b>4.1.1 Achievement</b> .....	43
<b>4.1.2 Constraints</b> .....	43
<b>CHAPTER FIVE</b> .....	44
<b>5.0 CONCLUSION AND RECOMMENDATION</b> .....	44
5.1 Conclusion .....	44
5.2 Recommendations .....	44

**LIST OF TABLES AND FIGURES**

*Table 1: SUMMARY OF MAJOR ACTIVITIES CARRIED OUT* .....  
vii

**Table 2: Summary of Road Network in the District** .....  
5

**Table 3: Data on Schools in the District** .....  
6

**Table 4: Data on Health facilities** .....  
6

**Table 5: List of Health Personnel in the Health facilities** .....  
6

**Table 6: Annual Action Plan (AAP) for 2025** .....  
13

*Table 7: Key Result Areas* .....  
14

**Table 18: Number of Environmental Health Staff**.....  
6

**Table 19: List of Officers and their designation** .....  
6

*Table 22: Auxiliary Labourers for the District Assembly* ..... 7

*Table 23: List of logistics* .....  
7

**Table 24: Data on Sanitary Infrastructure** .....  
8

*Table 25: Data on Solid waste and collection* .....  
10

*Table 26: Data on progressive waste generation and collection in Awutu Senya District* ..... 11

*Table 27: Data On Refuse Dumpsites (2024)* .....  
11

*Table 28: Data on monthly collection and haulage of solid waste in the district* .....  
13

**Table 29: Waste generation and collection at Area Council level** .....  
15

**Table 30: Condition of Communal Containers and Container sites** .....  
16

<i>Table 31: Data on the locations and conditions of communal containers .....</i>	
<b>17 Table 32: Improved Basic Sanitation Data-2025 for Awutu Senya District .....</b>	<b>18</b>
<i>Table 33:Latrine coverage .....</i>	18
<i>Table 34:Data on Progressive Latrine Coverage .....</i>	19
<i>Table 35:Sanitary facilities in the district .....</i>	20
<b>Table 36:DATA ON THE OPERATION AND MANAGEMENT OF TOILET FACILITIES IN THE DISTRICT .....</b>	<b>21</b>
<b>Table 38:Data On Premises Inspection Conducted and Nuisance Abatement in Third Quarter(2025 .....</b>	<b>25</b>
<b>Table 39:Categories of premises inspected .....</b>	<b>26</b>
<b>Table 40:Data on premises inspection conducted at Area council level.....</b>	<b>27</b>
<b>Table 41:Number of successful prosecution .....</b>	<b>28</b>
<b>Table 42: Data on some nuisance detected in 2ndQuarter, 2025 .....</b>	<b>29</b>

**ABBREVIATION**

ACEHA	Assistant Chief Environmental Health Assistant
AEHA	Assistant Environmental Health Analyst
CLTS	Community-Led Total Sanitation
DEHO	District Environmental Health Analyst
DPCU	District Planning and Coordinating Unit
GHS	Ghana Health Service
KPAs	Key Performance Areas
M&E	Monitoring and Evaluation
MMDA	Metropolitan, Municipal and District Assembly
MLGRD	Ministry of Local Government and Rural Development
MLNR	Ministry of Land and Natural Resources
MoU	Memorandum of Understanding
NADMO	National Disaster Management Organization
PHC	Population and Housing Census
SHEP	School Health Education Program
SEHA	Senior Environmental Health Assistant
WASH	Water, Sanitation and Hygiene

## **EXECUTIVE SUMMARY**

In accordance with the National Sanitation Policy, the Environmental Health and Sanitation Department under Metropolitan, Municipal and District is mandated to promote and protect public health and also to provide backstop in ensuring the provision of basic requirement for healthy and pleasant physical environment through the MMDAs in collaboration with stakeholders.

Out of the National Sanitation Policy, the Ministry of Local Government and Rural Development (MLGRD) has developed a technical guideline document titled 'The Programme guidelines which are implemented by the MMDAs, routinely looks at Four (4) broad areas namely, effective environmental health inspections (Sanitary Inspections), dissemination of sanitary information (Hygiene Education), Infection and pest/vector control and law enforcement. All MMDAs have developed Waste Management and Environmental Health Plans to help solve the numerous sanitation problems.

The District Environmental Health and Sanitation Department exist to

- I. Perform slaughterhouse duties and food hygiene (meat inspection, food protection, medical screening of food handlers)
- II. Enforce Public Health Laws (serving of notices, court summons, preparation of charge sheet, prosecution of offenders, bench warrant application and execution).
- III. Carry out health education and promotion (community entry, mobilization, education and follow up)
- IV. Carry out premises inspection.
- V. Supervise waste management activities.
- VI. Carry out operation and maintenance of sanitary sites and facilities.
- VII. Control stray animals

## **KEY PERFORMANCE AREAS (KPAs)**

1. Management and Administration
2. Waste Management
3. Standard Enforcement
4. Health Education and Promotion
5. Food Hygiene

This report highlights on major activities carried out for January to December,2024 , the challenges, recommendations, and projections for the years ahead.



**Table 1: SUMMARY OF MAJOR ACTIVITIES CARRIED OUT**

S/N	KEY PERFORMANCE AREA	KEY PERFORMANCE INDICATORS	TARGETS ACHIEVED	%OF TARGETS ACHIEVED	REASON FOR ADVERSE OUTCOME
1	<b>Management &amp; Administration</b>	To procure office equipment and logistics	No Communal Refuse container was procured	0.00%	Financial challenges
		To hold monthly staff meeting	No staff meeting was held in the 1 <sup>st</sup> Quarter	0.00%	Logistics and financial constraints
		To participate in Regional Review and Planning Meetings	The office is yet participate 2 <sup>nd</sup> Quarter Regional Review and Planning Meeting	100%	It is a mandatory for the office to participate in such meeting
		To attend District Planning and Coordinating Unit and Management Meetings	The office participated in 4th Quarter DPCU and Management meetings	100%	It is a mandatory for the office to participate in such meeting
		To prepare Quarterly-year and Annual report on activities undertaken	All the four Quarterly reports for the year prepared	100%	It is a requirement for the office
2	<b>Waste Management</b>	To increase the collection and disposal of refuse from 14% to 30% by the end of 2025	Needs conscious and deliberate efforts to be able to tackle collection and haulage of waste in the district	5.36%	Financial and logistical challenges
		To increase Basic Sanitation Coverage from 40% to 60% by the end of 2025	Need conscious and deliberate efforts to be able to increase basic sanitation coverage	48.58%	Financial and logistical challenges
		To organize monthly clean-up exercise in the district	Two clean-up exercises organized for the 4 <sup>th</sup> Quarter	66.67%	Very mandatory
		To maintain Final Disposal sites, Assembly toilets and desilting drains	Clearing, levelling and compaction of final disposal sites has started by Private Waste Management Contractor	75.00%	Very remarkable

	To supervise disinfection and disinfestation of public toilets, markets, major drains and container sites in the district	Market, major drains, container sites and public toilets at Senya were thoroughly disinfected	75%	Very mandatory for Zoomlion Ghana Limited
--	---------------------------------------------------------------------------------------------------------------------------	-----------------------------------------------------------------------------------------------	-----	-------------------------------------------

**SUMMARY OF MAJOR ACTIVITIES CARRIED OUT**

S/N	KEY PERFORMANCE AREAS	KEY PERFORMANCE INDICATORS	TARGET ACHIEVED	% OF TARGET ACHIEVED	REASONS FOR ADVERSE OUTCOME
3	<b>Standard Enforcement</b>	To conduct 1,058 premises inspection	731 premises were inspected	69.09%	This achievement was through the officer's effort in transporting themselves to the premises
		To serve 100 notices to recalcitrant sanitary offenders	87 Invitation and abatement notices were served to recalcitrant offenders	87.00%	Most of the premises complied with immediate abatement of nuisances
		To ensure that at least 50% of the notices served are complied with sanitary offenders	57 of the sanitary offenders fully complied with the invitation notice served	65.51%	Most of the offenders were law abiding citizens
		To prosecute at least 10 sanitary offenders	No Sanitary Offenders were prosecuted	0.00%	
<b>Hygiene Promotion</b>	To undertake Community-led total sanitation in selected communities and declare three of them ODF	Communities are yet to be entered	0.00%	Financial and logistical challenges	
	To declare 3 Open Defecation Free (ODF) communities	ODF achievement was not be initiated	0.00%	The support for the activity is not available coupled with financial and logistical challenges	
	To facilitate 80 CLTS latrine construction in declared ODF communities	Latrines construction was not initiated	0.00%	The support for the activity is not available coupled with financial and logistical challenges	

<b>Food Hygiene</b>	To sensitize 5000 food vendors on food safety and handling	1,908 Food vendors were sensitized	38.16%	Through the inefficiencies of the Medical Contractor
	To medically screen 5,000 food vendors	1,908 Food vendors were sensitized	38.16%	Through the inefficiencies of the Medical Contractor
	To issue out Food Vending Certificate to at least 90% of medically screened food vendors	1,754 Food Vending Certificates were issued o medically screened food vendors and handlers	91.93%	Through the inefficiencies of the Medical Contractor

## CHAPTER ONE

### 1.0 INTRODUCTION

#### 1.1 District Profile

##### 1.1 Establishment of District Assembly

Awutu Senya Assembly (ASDA) is one of the 22 autonomous MMDAs in the Central Region of Ghana. It was established by LI 2024 on 6<sup>th</sup> February, 2012. The Capital of the District is Awutu Beraku.

##### 1.2 Population

The 2021 Population and Housing Census estimated the population of the district to be 161,460, accounting for 5.6% of the population of the Central Region. A population size of 181,725 is projected for the year 2025, made up of 48.44% males (88,036) and 51.56% females (93,688) using a growth rate of 3%.

##### 1.3 District Economy

###### 1.3.1 Agriculture

The main economic activity in the district is agriculture (fishing and farming) and agroprocessing. Agriculture (including fishing) and its related activities employ about 56% of the working population in the district. The district has a very good potential for irrigation farming as it can boast of the Ayensu, Kwekude River and dam and Okurudu stream.

Major Agriculture commodities produced in the district include cocoa, coconut, mango oil palm, citrus, cowpea, yam, cassava, sweet potatoes, maize, pepper, garden eggs, okra, carrots, cabbage, tomatoes, pineapple, watermelon and pawpaw, notably, there are large and medium scale farmers who produce pineapple for export.

###### 1.3.2 Road

The major roads in the district are the section of the Accra-Cape Coast (N1), the Kasoa – Bawjiase road; The Awutu-Obrachire road. There are other feeder roads that link and facilitate movement of people in the district but are only motor able in the dry season. However **Table 2: Summary of Road Network in the District**

S/N	ROADS	LENGTH (KM)
1	First class Road	2KM
2	Trunk Road	14KM
3	Engineered Feeder Roads	45KM
4	Un-engineered Feeder Roads	45KM

### 1.3.3 Education

The Education Directorate is made up of Eight (8) Circuits namely Ayensuako, Awutu Bawjiase (A&B), Bontrase, Obrachire, Senya, Beraku and Jei-Krodua. The number of schools in the district by levels are given below

**Table 3: Data on Schools in the District**

S/N	SCHOOLS	NUMBER
1	Kindergarten/Pre-Schools	159
2	Private Primary Schools	89
3	Public Primary Schools	70
4	Private Basic School	51
5	Public Basic School	69
6	Senior High School	5
7	Technical and Vocational Institutions	0
8	Tertiary	0

In all there are 229 Private Schools and 214 Public Schools and with a grand total of 443 of both private and public Schools.

### 1.3.4 Health

There are 257 Health facilities with 257 Health personnel in the district and below is the breakdown

**Table 4: Data on Health facilities**

S/N	HEALTH FACILITIES	NUMBER
1	Public Health Centres	4
2	CHPS Compounds	26
3	Poly Clinics and Maternity Homes	37

**Table 5: List of Health Personnel in the Health facilities**

S/N	HEALTH FACILITIES	NUMBER OF PERSONNEL
1	Public Health Centres	120
2	CHPS Compounds	46
3	Poly Clinics and Maternity Homes	82

### 1.3.5 Environment

Vegetation in the district can be broadly classified as forest and savannah woodland. The environment is faced with some challenges, notable among them are sand winning, bushfire, logging, stone quarrying and inappropriate farming method which destabilizes the ecosystem. However, the Assembly, in collaboration with stakeholders has Put in measures to curb the menace of these environmental challenges.

### **1.3.6 Sanitation**

The categories of solid waste generated comprises plastics and polythene, Cartons and paper, Organic garbage, Metals, Broken bottles and glasses, Sawdust and wood shavings. One major challenge in this regard is the inadequate dumping sites leading to unauthorized dumping in the communities.

There are 11 communal refuse containers provided by Zoom Lion Company Limited and situated at vantage points in the district especially markets where refuse is often generated. An additional refuse container was procured by the Assembly within the year, 2024. Zoom lion Company also carries out disinfection and disinfestation exercise and the desilting of public drains from time to time.

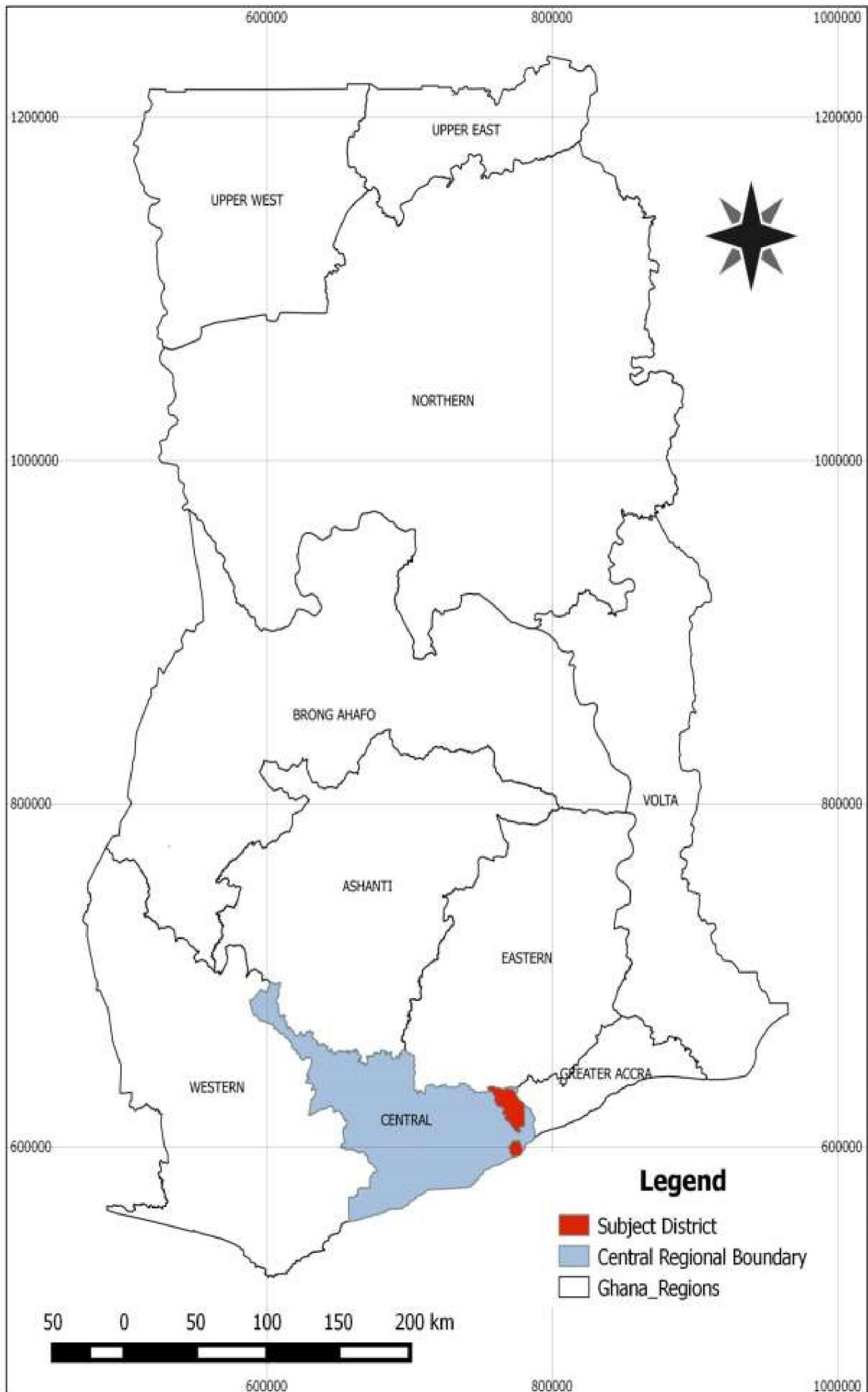
### **1.3.7 Tourism**

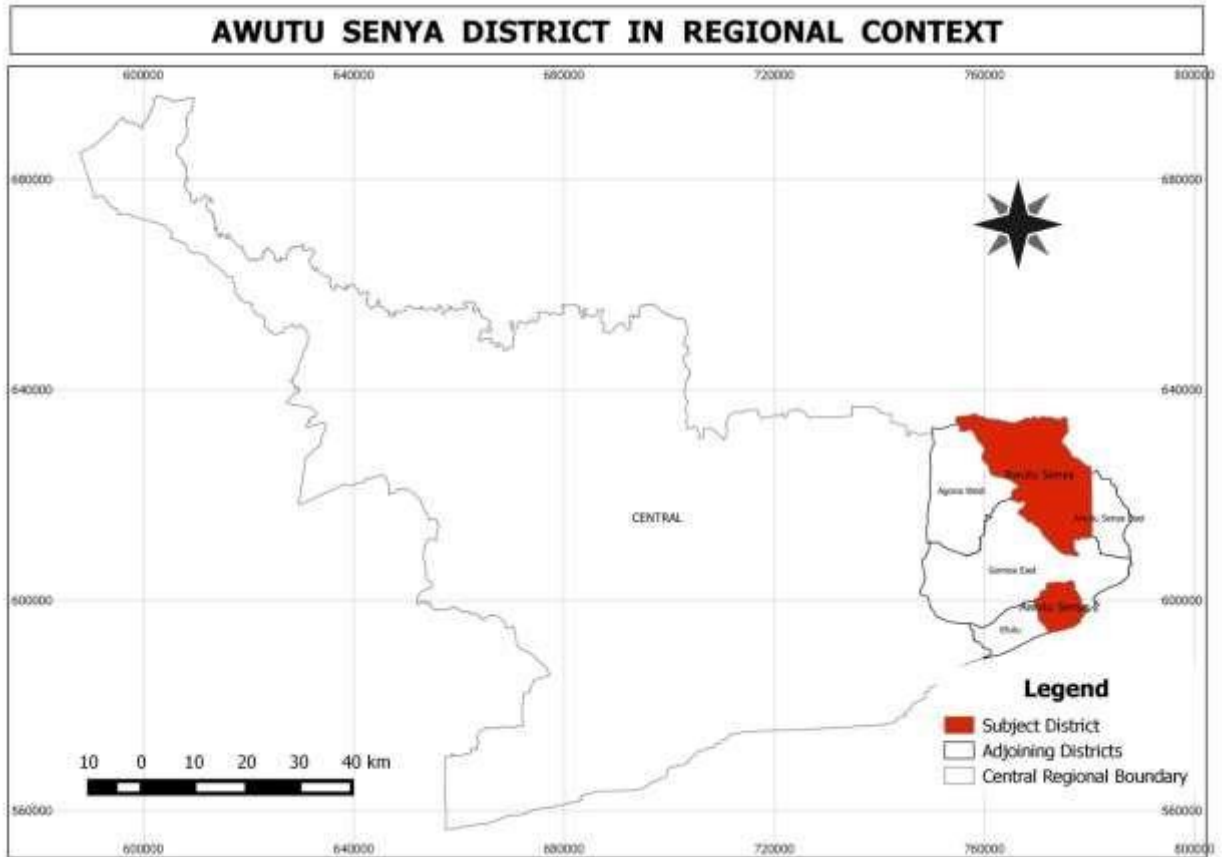
The district is endowed with historical natural sites which needs some level of marketing and investment. A historical monument in Senya called the Good Hope Fort is located along the Gulf of Guinea and was built by the Dutch is considered the second Fort, /Castle built in the Central Region of Ghana. Spots of forest in the hinterlands have some natural stone caved feature that needs development and promotion. Forest around Bontrase, Baewuanum, Bosomabea and other areas could be developed with canopy walk ways. The topography of the areas which come in the form of valleys and hills around the forest can be developed by investors with artificial rivers and golf courses.

## **1.1.2.4 District Map as captured in National, Regional and District Contexts**

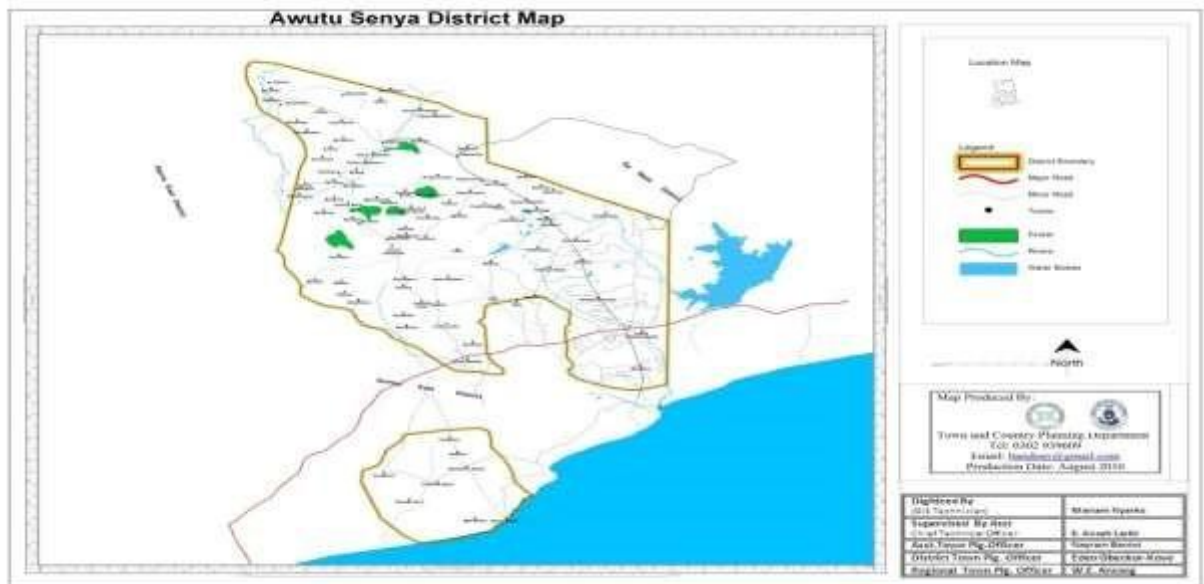
The Maps below shows the District in the National Context, Regional Context and the after

# AWUTU SENYA DISTRICT IN NATIONAL CONTEXT





*Figure 1: Awutu Senya District Map*



### **1.2 Vision**

The Awutu Senya District Assembly aspires to create an attractive knowledge-based society with the enabling environment which provides equal opportunities and potentials for socio-economic development for her people.

### **1.3 Mission**

The District Assembly exists to facilitate improvement in the quality of life of the people within the Assembly's jurisdiction through equitable provision of services for the total development of the district, within the context of Good Governance.

### **1.4 Main objectives**

- To increase the collection and disposal of refuse from the current 15% to 30% by the end of 2025.
- To increase Basic Sanitation Coverage from 50% to 70% by the end of 2025
- To educate and sensitize One Thousand (1000) households on health, hygiene and sustainable sanitation
- To enforce environmental health Laws (Assembly Bye Laws) by prosecuting at least Five (5) sanitary offenders at law court.
  
- To medically screen Five Thousand (5,000) Food and Drink Handlers in the district by the end of 2025



**CHAPTER TWO**  
**2.0 KEY RESULT**

**Table 6: Annual Action Plan (AAP) for 2025**

Broad Activities	Location	Time Frame				GoG	IGF/ABFA	DACFRFG	DONOR	OTHERS	New	Ongoing	Lead	Collaborating
		Q1	Q2	Q3	Q4									
Procurement of 2no. Refuse Containers						30,000.00					√	EHU	Depts. of Ass	
Clearing of land for Final Disposal Sit at Bonsuoku	Bonsuoku					20,000.00					√	EHU	Depts. of Ass.	
Maintenance of Disposal site at Bonsuoku	Bonsuoku					30,000.00					√	EHU	Depts. of Ass.	
Procurement of Sanitation Tools and Equipment (MP)/ Procurement of Sanitation Tools (Brooms, Shovels, Detergent, Gloves, Wheelbarrow, Protective cloths etc.)	District Wide						30,000.00				√	EHU	Depts. of Ass.	
Sensitization and Screening of Food Vendors	District wide					25,000.00					√	EHU	Depts. Of Assembly	
Intensify public education on environmental health issues	District Wide					3,000.00					√	EHU	Depts. of Assembly	
Desilting of Drains at Bawjiase and Beraku market	Awutu Beraku					20,000.00	30,000.00				√	EHU	Depts. of Assembly	
Dislodgement of Assembly owned public toilets	District Wide					5,000.00					√	EHU	Depts. Of Assembly	
Organise monthly clean-up exercise	Area Councils						120,000.00				√	EHU	Depts. of Assembly	
Support and expand CLTS in the District	Awutu Beraku and Kasoa					3,000.00	2,000.00				√	EHU	Depts. of Assembly	
Sanitation Improvement Package (Zoomlion)	DACF secretariat					170,200.00					√	EHU	Depts. Of Assembly	
Fumigation (source deduction) / Periodic Evacuation of Refuse dump sites in selected communities	DACF secretariat					161,000.00					√	EHU	Depts. Of Assembly	





**Table 7:Key Result Areas**

SN	KEY PERFORMANCE AREA	KEY PERFORMANCE INDICATORS	WEIGHT%
1	Management and Administration	To procure office equipment and logistics	2%
4		To hold monthly staff meetings	1%
5		To Participate MMDEHO Review and Planning Meetings at the Regional level	1%
6		To attend District Planning and Coordinating Unit (DPCU) and Management meetings	2%
7		To prepare Action Plan for the year	2%
8		To prepare Quarterly, Annual report and Activity Reports for all activities undertaken	2%
9	Waste Management	To increase the collection and disposal of refuse from 15% to 30% by the end of 2024	5%
10		To increase Basic Sanitation Coverage from 50% to 70% by the end of 2024	5%
11		To organize monthly clean-up exercises in the district	5%
12		To maintain final disposal sites, Assembly toilets and desilting drains	5%
13		To supervise disinfection and disinfestation of public toilets, markets ,major drains and container sites in the district	5%
14	Standard Enforcement	To conduct Two Thousand (1,000) premises inspection	5%
15		To serve Hundred (100) abatement notices to recalcitrant offenders	5%
16		To issues Fifty (50) summons to recalcitrant offenders	5%
17		To prosecute at least Ten (10) recalcitrant offenders	5%
18	Hygiene Promotion	To undertake Community-Led Total Sanitation in selected communities and declare three of them	10%
19		To intensify health education in Eighty (80) public basic and private schools	5%
20		To facilitate the institution of Hand washing facilities in Fifty (50) public and private schools	5%
21	Food Hygiene	To sensitize Three Thousand (3,000) Food Vendors on food safety and handling	5%
22		To medically screen Three Thousand (3,000) Food Vendors in the district	15%
23		To issue at least Three Thousand Hundred (3,000) Food Vending Certificates medically screened food vendors	5%

## 2.2 Human Resource

### 2.2.1 Staff Strength

For efficient work done to achieve the desire results, sizable number of human resources is very critical. There are Fourteen (14) Environmental Health staff, thirteen (13) Sanitation Guards, seventy-five (75)

Zoom lion workers and Five (5) Auxiliary Labourers for the Assembly that make up the workforce of the Environmental Health and Sanitation Unit of the District Assembly

**Table 8: Number of Environmental Health Staff**

NO	GRADE	NO. AT POST	TOTAL NO. REQ.	BACKLOG
1	Senior Environmental Health Analyst	0	1	1
2	Environmental Health Analyst	0	1	1
3	Assistant Environmental Health Analyst	4	2	0
4	Chief Environmental Health Officer	0	4	4
5	Senior Environmental Health Officer	0	2	2
6	Environmental Health Officer	0	3	2
7	Environmental Health Officer II	2	3	2
8	Chief Environmental Assistant	3	3	3
9	Principal Environmental Health Assistant	1	3	2
10	Senior Environmental Health Assistant	7	3	3
11	Environmental Health Assistant	0	10	1
Total		14	35	21

**Table 9: List of Officers and their designation**

S/N	NAME OF OFFICERS	DESIGNATION/RANK
1	Veronica Dzokoto	District Environmental Health Officer (DEHO), Environmental Health Analyst
3	Okyere Derrick	Monitoring and Evaluation Focal Person (M&E) and Area Council Head, Environmental Health Analyst (EHA)
4	Beauty Adinyira	Head of Jei-Krodua Area Council, Assistant Environmental Health Analyst (AEHA)
5	Michael Jackson. Assan	Head of Senya Area Council, Chief Environmental Health Assistant (CEHA)
6	Joseph Mensah	Head of Bawjiase Area Council, Chief Environmental Health Assistant (CEHA)
7	Celestine Keteku	Chief Environmental Health Assistant (CEHA), Bawjiase Area Council
8	Seth Akpeke	Principal Environmental Health Assistant (SEHA), Jei-Krodua
9	Cynthia Azare Azubilla	Principal Environmental Health Assistant (SEHA)
10	Barichisu Issaka	Assistant Chief Environmental Health Assistant (PEHA)
11	Angela Yentumi	Senior Environmental Health Assistant (EHA)
12	Ernestina Mildred Arthur	Environmental Health Officer II
13	Henry Abbew Coffie	Environmental Health Officer II
14	Mawusi Gborglah	Chief Environmental Health Assistant

**Table 10: Auxiliary Labourers for the District Assembly**

S/N	LABOURERS	REQUIRED NUMBER	TOTAL NUMBER	BACKLOG
1	Males	3	2	1
2	Females	10	3	7
Total		13	5	8

**Table 11: List of logistics**

S/N	EQUIPMENT/LOGISTICS	NO. IN USE	NO. IN STOCK	CONDITION	NO. REQ'D	BACKLOG
1	Rakes	15	0	Functional	120	105
2	Shovels	15	0	Functional	120	105
3	Cutlasses	0	0	N/A	50	50
4	Pickaxes	0	0	N/A	100	100
5	Drain Rods	0	0	N/A	2	2
6	Wheelbarrows	0	2	Malfunctioning	15	15
7	Mattocks	0	0	N/A	15	15
8	Hand gloves	15	0	Functional	20	5
9	Wellington Boots	12	34	Functional	50	4
10	Nose Mask	0	0	N/A	150	150
11	Ali Brooms	90	0	Functional	100	10
12	Drains Brushes	0	0	N/A	60	0
13	Rain Coats	0	0	N/A	50	50
14	Spraying Machines	0	0	N/A	10	10
15	Cesspool Emptier	0	0	N/A	2	2
16	Rear End Compactors	0	0	N/A	2	2
17	Roll-on-off track	0	0	N/A	2	2
18	Multi-lift Containers	0	0	N/A	20	20
19	Roll-on-off Containers	0	0	N/A	30	30
20	Cabinet	0	0	N/A	2	2
21	Desks	5	0	Functional	6	1
22	Chairs	6	0	Functional	12	6
23	Computer	1	0	Malfunctioning	2	1
24	Printer	1	0	Partially functional	2	1
25	Pick Ups 4x4	0	0	N/A	1	1
26	Public Educ. Projector / Screen	0	0	N/A	1	1
27	Motor Bikes	2	0	Functional	25	23
32	Communal Refuse container	9	0	Four ,defective	11	6
33	Tricycles	1	0	Functional	10	9
34	Skip Truck	1	0	Functional	2	1

**Table 12: Data on Sanitary Infrastructure**

S/NO.	DESCRIPTION OF ITEMS (FACILITIES)	NO. AVAILABLE	LOCATION	CONDITIONS	REMARKS
1	Abattoir/Slaughterhouse/s	0	N/A	N/A	N/A
2	Slaughters lab	1	Bawjiase	not in good shape	Needs renovations
3	Meat shops	1	Bawjiase	Fairly good	in use
4	Final Disposal site (Solid waste)	1	Bonsuoko	in good state	in use
5	Final Disposal site (Liquid waste)	0	N/A	N/A	N/A

## **CHAPTER THREE**

### **3.0 KEY ACTIVITIES PERFORMED FOR THE PERIOD UNDER REVIEW**

#### **3.1 MANAGEMENT AND ADMINISTRATION**

##### **3.1.1 Meetings**

For efficient and effective management and administration of an office, holding of regular or period meetings is very critical as it is a tool that gives opportunities to members of the office to deliberate on issues confronting the office and also propose strategies to deal with.

In Local Government Service, holding regular or period meetings is a monitoring and evaluation tool used by Metropolitan, Municipal and District Assemblies (MMDAs) to review performance to ensure efficiency and effectiveness of the system, to assess progress of ongoing programmes and projects within MMDAs and also learn lessons and abreast with emerging issues within the Local Government Service. During the reporting period, the Environmental Health and Sanitation Unit were actively involved in several meetings held by the Awutu Senya District Assemblies and Central Regional Coordinating Council notable among them are as follows;

- Participated in the Fourth Quarter Performance Review and Planning Meetings that was held at Central Regional Coordinating Council to improve upon performances and also deal with some emergencies in the Region.
- The office also participated in the Fourth Quarter meetings held by District Planning and Coordinating Unit (DPCU) and Management of the Assembly.
- The office also participated in the two Training Workshops organized by the Local Government Service and Central Regional Environmental Health and Sanitation Department.

##### **3.1.2 Reporting**

During the period of reporting, all the activities that were successfully undertaken such as disinfection and disinfestation and clean-up exercises were reported on. Also, the statutory report such Fourth Quarter was developed and forwarded to appropriate authority for further action.

## 3.2 WASTE MANAGEMENT

### 3.2.1 Solid Waste Management

#### 3.2.1.1 Solid Waste Management Profile of the District

Based on 2025 Population projections, the district has a population of 178,973,973 and average waste generation of 0.45Kg per capita per day, the district generates an estimated total solid waste of about 80.54 Metric tons every day constituting 161.08M<sup>3</sup> by volume. Weekly 563.76 Metric tons constituting 1,127.53M<sup>3</sup>. Empirically about 52.50Metric tons constituting 105.00M<sup>3</sup> by volume representing 9.31% of refuse are collected every week and hauled to final disposal site. The rest find their way into bushes, beaches and community dumpsites and public drains.

*Table 13: Data on Solid waste and collection*

Sn	Sub-Metro/Zonal/Area Council	Population	Tonnage of Refuse Generated/ Capital/ Week	Refuse Collected/Week						Tonnage of Refuse hauled/ Week	%. Tonnage Of Refuse Hauled/ Week	Tonnage of Refuse Uncollected /Week	%. Tonnage Of Refuse Uncollected/ Week
				No. of Containers (15m <sup>3</sup> )	No. of haulage /Week	No. Of Bins (0.24m <sup>3</sup> )	No. of haulage /Week	Other Containers /Bins (Specify Size)	No. of haulage /Week				
1	District	178,973	563.76	7	1	0	1/2	0	0	52.5	9.31%	511.26	90.69%
2	Urban	105,283	331.64	5	1	0	1/2	0	0	37.500	11.31%	294.14	88.69%
3	Rural	73,690	232.12	2	1	0	1/2	0	0	15.00	6.46%	217.12	93.54%
4	Bawjiase	60,807	191.54	1	1	0	1/2	0	0	15.00	7.83%	176.54	92.17%
5	Beraku	20,923	65.91	2	1	0	1/2	0	0	22.50	34.26%	43.41	65.74%
6	Bontrase	20,214	63.67	0	0	0	1/2	0	0	0.00	0.00	0.00	100%
7	Jej-Krodua	24,962	78.63	0	0	0	1/2	0	0	0.00	0.00	0.00	100%
8	Obrachire	12,104	38.13	1	1	0	1/2	0	0	7.50	19.67%	30.63	80.33%
9	Senya	39,962	125.88	2	1	0	1/2	0	0	15.00	11.92%	110.88	88.08%



However, notwithstanding, the efforts being put in place by the District Assembly to ensure massive waste collection and haulage to final disposal site, waste generation, collection and haulage has seen slow rate of performance due to inadequate sanitary and transport logistics for waste collection operation

**Table 14: Data on progressive waste generation and collection in Awutu Senya District**

Annual Solid Waste generated (tons)						
Area	2020	2021	2022	2023	2024	2025
District	25,724	26,519.81	27,226.90	27,946.64	28,670.16	29,396.32
Urban	15,129.89	15,597.84	16,012.73	16,437.15	16,861.41	17,292.73
Rural	10,594.29	10,921.97	11,214.17	11,509.49	11,808.75	12,103.58
Solid waste collection and haulage (Tons/year)						
District	3,660.00	2,655.00	3,525.00	3,165.00	4,245.00	2,175.00
Urban	2,992.50	2,067.50	2,745.00	2,445.00	3,525.00	1,882.50
Rural	667.50	587.50	787.50	720.00	715.00	292.50
Proportion of solid waste collected and hauled (Tons/year)						
District	14.23%	10.01%	12.95%	11.33%	14.81%	7.40%
Urban	19.78%	13.26%	17.14%	14.87%	20.91%	10.89%
Rural	6.30%	5.37%	7.02%	6.26%	6.05%	2.42%

### 3.21.2 Methods of waste disposal in the district

Traditionally, the district is a rural district and therefore majority of the communities practice crude dumping resulting in insanitary environment leading to the spread of faeco-oral diseases in the district. Within the district, there are Seventy-Five dumpsites disaggregated into Twelve (12) approved dumpsites and Sixty-Three (63) unapproved dumpsites. The table below shows both approved and unapproved dumpsites in the district.

**Table 15: Data On Refuse Dumpsites (2024)**

S/N	AREACOUNCIL	APPROVED DUMPSITES	UNAPPROVED DUMPSITES
1	Senya Beraku	2	19
2	Awutu Beraku	2	7
3	Bawjiase	5	13
4	Bontrase	1	3
5	Obrachire	1	2
6	Jej-Krodua	1	19

<b>Total</b>	<b>12</b>	<b>63</b>
--------------	-----------	-----------

As part of measures by the Assembly to reduce the impact of crude dumping in the district, the Assembly adopted the following solid waste management measures to ensure that the impact of the phenomenon is curtailed:

- Control crude dumping method which involves collection, transportation by skip loader and dumping at the final disposal sites with occasional compacting done.
- Containers are being placed at vantage point of communities being served and lifted on weekly basis.

***32.1.3 Waste Management interventions by the Assembly***

For efficient and effective management of solid waste in the district, the following interventions have been adopted by the Assembly;

- The Assembly signed Memorandum of Understanding (MoU) with Zoom lion Ghana Limited to supply Eleven (11) communal refuse containers and one refuse truck for the haulage of refuse to final disposal site weekly.
- Place Eleven (11) communal refuse containers at vantage points for refuse collections.
- All dumpsites, markets, health facilities and container sites are disinfected quarterly.

***3.2.1.4 Monthly haulage of solid waste by Zoom lion Ghana Limited***

The district currently has Seven (7) skip containers, which has been placed at vantage point. According to the contract, zoom lion is required to furnish eleven (11) refuse containers and two (2) skip trucks. Because of their poor state or condition, a total of four (4) containers need to be replaced.

By the end of 30th June, 2025 a total of Fourteen Thousand, Eight Hundred and One point eight five zero (14,801.50) tons of waste have been generated and One Thousand Two Hundred and Forty-Five (1,245.00 tons) tons of waste constituting 8.41% was hauled to the final disposal site.

*Table 16: Data on monthly collection and haulage of solid waste in the district*

S/N	MONTH	NUMBER OF TRIP REQUIRE D/ MONTH	NUMBER OF TRIP ACHIEVED	%. OF TRIPS ACHIEVED	VOL OF WASTE(M <sup>3</sup> ) COLLECTED	TONNAGE OFWASTE (TONNES)/ MONTH COLLECTED	TONS.OFWASTE E GENERATED (TONNES)/MONTH	%. OFWASTE COLLECTED/ MONTH
1	January	31.92	30	93.98%	450.00	225.00	2,496.67	9.01%
2	February	31.92	29	90.85%	435.00	217.50	2,255.06	9.64%
3	March	31.92	27	84.59%	405.00	202.50	2,496.67	9.00%
4	April	28	29	103.57%	435.00	217.50	2,416.14	9.00%
5	May	28	26	92.86%	390.00	195.00	2,496.67	7.81%
6	June	28	25	89.29%	375.00	187.50	2,416.14	7.76%
7	July	36	24	66.67%	360.00	180.00	2,496.67	7.21%
8	August	36	23	63.89%	345.00	172.50	2,496.67	6.91%
9	September	36	24	66.67%	360.00	180.00	2,416.14	7.45%
10	October	28	16	57.14%	240.00	120.00	2,496.67	4.81%
11	November	28	14	50.00%	210.00	105.00	2,416.14	4.35%
12	December	28	23	82.14%	345.00	172.50	2,496.67	6.91%
<b>Total</b>		<b>371</b>	<b>210</b>	<b>56.60%</b>	<b>4,350.00</b>	<b>2,175.00</b>	<b>29,396.32</b>	<b>7.40%</b>





**Table 17:Waste generation and collection at Area Council level**

S/N	AREA COUNCIL	WASTE GENERATION		WASTE COLLECTION					
		PROJECTED POPULATION	TONNAGE OF WASTE GENERATED /QUARTER	NUMBER OF COMMUNAL REFUSE CONTAINERS	NUMBER OF TRIPS REQUIRED/ QUARTER	NUMBER OF TRIPS ACHIEVED /QUARTER	VOLUME OF WASTE COLLECTED	TONNAGE OF WASTE COLLECTED	% OF WASTE COLLECTED
1	Awutu	20,923	2,570.39	2	108	77	1,425.00	712.50	20.73%
2	Bawjiase	60,807	7,470.14	1	88	58	1590.00	795.00	7.97%
3	Bontrase	20,214	2,483.00	1	84	18	540.00	270.00	8.31%
4	Jei-Krodua	24,963	3,066.70	0	36	0	0.00	0.00	0.00%
5	Obrachire	12,104	1,486.98	1	40	25	375.00	187.50	7.96%
6	Senya	39,962	4,909.33	2	71	66	990.00	495.00	7.54%

**Table 18:Condition of Communal Containers and Container sites**

S/N	LOCATION/SITE	TYPE OF COMMUNAL CONTAINER	NO. OF CONTAINERS ON SITE	NO. OF LIFTS PER QTR	CONDITION OF CONTAINERS	CONDITION OF SITE	REMARKS
1	Awutu Beraku	Skip	2	16	Repairable	Clean	Motorable
2	Senya	Skip	1	12	Good	Clean	Motorable

3	Bawjiase	Skip	1	36	Good	Clean	Motorable
4	Adawukwa	Skip	1	Nil	Scrapped	Heap spillage	Not accessible
5	Bontrase	Skip	1	Nil	Good	Heap spillage	Not accessible
6	Obrachire	Skip	1	Nil	Good	Heap spillage	Spillage and unclean
7	Beraku Omega	Skip	1	6	Repairable	Clean	Motorable
8	Bonsuoku	Skip	1	1	Repairable	Clean	Motorable

*Table 19: Data on the locations and conditions of communal containers*

S/N	AREA COUNCIL	LOCATION	NUMBER OF CONTAINERS	CONDITIONS (GOOD/BAD)
1	Beraku	Omega School	1	Scrapped
2	Beraku	Akotoakoto	2	Bad (1)
3	Bawjiase	Market Center	2	Good
4	Senya	Market Center	1	Good
5	Obrachire	Road side	1	Bad
6	Bontrase	Market center	1	Good
7	Jej-Krodua	Adawukwa	1	Malfunctioning

### ***3.2.1.5 Other solid waste management activities undertaken***

#### **3.2.1.5.1 Labour supervision**

During the period of reporting, The Unit routinely supervise the Sanitary Labourers of the Assembly to undertake cleaning of the Assembly’s premises and periodically engage other Labourers in the weeding of Assembly’s compound. Some of the other activities supervised disinfection of commercial public toilets and some of the major drains in the districts.

#### ***3.2.1.5.2.3 Monthly clean-up exercises***

During the period of reporting, Thee clean-up exercises were organized at Bontrase, and Papaase for the Four Quarter, 2025 .Below is the summary of the clean-up exercises performed.

S / N	DATE OF CLEAN-UP EXERCISE	LOCATION/ COMMUNITY	NUMBER OF PARTICIPANTS	ACTIVITIES PERFORMED
1	31 <sup>st</sup> October,2025	Bontrase	625	Clearing of weeds in a bushy area, Clearing of refuses at market places,

2	15 <sup>th</sup> November,2025	Papaase	350	Sweeping the principal streets of the communities, Inspection and desilting of majors drains of the communities, Evacuation of heaps of refuse for onwards disposal at the Final disposal sit Weeding and cleaning of Senya Senior High School

#### **3.2.1.5.2.4 Disinfection exercise**

During the reporting period, disinfection exercise was successfully carried at Senya. The targeted areas include Communal refuse container sites, major drains, Public toilets, Health facilities and markets.

### **3.2.2 Liquid Waste Management**

#### **3.2.2.1 Liquid Waste Management Profile**

According to 2025 Population projections, District demographics and population growth rate of 3%, the district has One Hundred and Eighty-One Thousand, Seven Hundred and Twenty-Five (178,973) population, One Hundred and Sixty-Three (163) and Fifty Eight Thousand and Fifty (58,050) households and average household size of 3.4.

Currently, the total population that has access to basic sanitation in the district is Ninety-Five Thousand, Eight Hundred and Seventy-Eight (95,878) constituting 53.57% of the total population

**Table 20: Improved Basic Sanitation Data-2025 for Awutu Senya District**

	MMDAS	POPULATION (2024 projected)	URBAN	RURAL	2024	POPULATION ACCESS TO BASIC SANITATION			%TAGE POPULATION ACCESS TO BASIC SANITATION		
						DISTRICT	URBAN	RURAL	DISTRICT	URBAN	RURAL
1	Awutu Senya District	178,973	105,283	73,690	87,162	95,878	43,997	51,881	53.57%	41.79%	70.40%

**3.2.2.2 Latrine coverage for the district**

The district has Fifty-Eight Thousand and Eighty (58,050) Households across the Area council and Twenty-Eight Thousand, One Hundred and Ninety-Nine latrines (28,199) have been constructed currently constituting 48.48% of the households being served with improved sanitary facilities.

**Table 21: Latrine coverage**

S/N	DISTRICT	NUMBER OF HOUSEHOLDS			NUMBER OF LATRINES CONSTRUCTED			% OF LATRINES CONSTRUCTED		
		DISTRICT-	URBAN	RURAL	DISTRICT	URBAN	RURAL	DISTRICT	URBAN	RURAL
1	Awutu Senya District	58,050	37,763	20,287	28,199	12,940	15,259	48.58%%	34.27%%	75.22%

**Table 22: Data on Progressive Latrine Coverage**

S/N	AREAS	2023			2024			2025		
		POPULATION	POP WITH ACCESS TO BASIC SANITATION	%POP WITH ACCESS BASIC SANITATION	POPULATION	POP WITH ACCESS TO LATRINES	%POP WITH ACCESS TO LATRINES	POPULATION	POP WITH ACCESS TO LATRINES	%POP WITH ACCESS TO LATRINES
1	District	170,147	73629	43.27%	174,552	87,162	49.93%	178,973	95,878	53.57%
2	Urban	100,073	33994	33.97%	103,657	39,997	38.59%	105,283	43,997	41.79%
3	Rural	70,073	39634	56.56%	71,895	47,165	65.60%	73,690	51,881	70.40%
4	Beraku	19,589	8118	41.44%	20,081	9,618	47.90%	20923	10,580	50.57%
5	Bawjiase	57,869	28071	48.51%	59,356	33,260	56.03%	60807	36,586	60.17%
6	Bontrase	18,926	8606	45.47%	19,400	10,197	52.56%	20214	11,217	55.49%
7	Jei-Krodua	23,558	6874	29.18%	24,202	8,144	33.65%	24963	8,959	35.89%
8	Obrachire	11,318	3971	35.09%	11,609	4,706	40.54%	12104	5,176	42.76%
9	Senya	37,864	21424	56.58%	38,899	25,384	65.26%	39,962	27,923	69.87%

**Table 23:Sanitary facilities in the district**

S/N	TYPE OFSANITARY FACILITY	QUANTITY				
		2021	2022	2023	2024	2025
1	Digi-loo Domestic KVIP	243	251	289	347	382
2	Domestic KVIP	5991	6867	6876	7113	7824
3	Institutional KVIP	288	331	381	457	503
4	Public KVIP	34	39	45	54	59
5	Domestic Aqua Privy	27	31	36	43	47
6	Institutional Aqua Privy	206	237	272	327	360
7	Public Aqua Privy	6	7	8	10	10
8	Domestic Vault Latrine	962	1106	1272	1527	1679
9	Institutional Vault latrine	76	87	101	121	133
10	Public Vault latrine	170	196	225	270	297
11	Domestic Pour Flush	619	712	819	982	1081
12	Institutional Flush	24	28	32	38	42
13	Public Pour Flush	24	28	32	38	42
14	Domestic Water closet	9017	10370	11925	14310	15741
<b>Total</b>		<b>17,687</b>	<b>20,289</b>	<b>22,312</b>	<b>25,636</b>	<b>28,199</b>

**3.2.2.3Liquid Waste Management interventions by the Assembly**

- Zoom lion Ghana Limited has been contracted to disinfect sanitary sites, markets, health facilities quarterly.
- Ten (10) commercial public latrines have been given on franchise to people for operation and management

- Public sensitization has been intensified to promote household latrine construction to reduce or eliminate open defecation in the district
- Media campaign and law enforcement have been adopted by the office to ensure that recalcitrant sanitary offenders are dealt

**Table 24: DATA ON THE OPERATION AND MANAGEMENT OF TOILET FACILITIES IN THE DISTRICT**

S/N	AREA COUNCIL	MANAGER		CARETAKER		PRIVATE / PUBLIC	LOCATION/ LANDMARK	TYPE OF TOILET /NUMBER OF DROP HOLE	STATUS/ CONDITION OF TOILET
		Name	Contact Number	Name	Contact Number				
1	Beraku	Hon.Yaovi	0245150410	Abena Attuah	0593125884	Public	Akotoakoto near GES Office	8 seater KVIP	Fairly good in shape In use
2		Hon.Yaovi	0245150410	Joseph Whetty	0246658659	Public	Aprano near the D/A Primary School	10 seater Pour flush	Need some renovation In use
3		Hon.Yaovi	0245150410	Richmond Whetty	0245653636	Public	Twiiime adjacent to the D/A school	20 seater KVIP	Need some renovation In use
4		Mr. Amoako	0244987424	Martha Yamoah	0592501988	Public	Back of the Market Centre	32 seater water closet	In good shape In use
5		Mr. Alfred Tetteh	0243442741	Elliot Tetteh	02481992240	Private	Twiiime down	12 Pour Fush	In good shape In use
		Isaac Winful 0200139829	0200139829	Isaac Winful	0200139829	Private	Twiiime near the main road	1 water closet 2 KVIPS	In use Fairly good
7						Kyenkyeso	14 seater Pour flush	Not in use Renovation required	

8	Senya	Nathaniel Anderson	0544347148	Benjamin Abaatia	0245499491	Private	Manste Mankabi	16 seater Pour flush	In use and in good shape
9		William Kwame Mensah	0245743618	Brother koffie	0554122840	Private	Obaakwei	8 seater water closet 12 seater Pour flush	In use In good shape
10	Senya	Honourable Obed	0245978307	Efua Essandobah	0245978307	Private	Alata Egyae	12 seater water closet	In good shape In use
11		Papa Enum	0596416229	Fati Alhassan	0552905653	Private	Obodam	20 seater water closet	In good shape In use
12		Emmanuel Jackson	0242005776	Elizabeth Essel	0558725071	Public	Bonsuoku	12 seater water closet	Renovation needed 6 seater water closet broken down

13		Mr. Donkor	0240890930	Collins Mensah	0559278171	Private	Osae krodua	8 seater KVIP	In use In good shape
14		Mr. Donkor	0240890930	Madam Elizabeth	0240890930	Private	Akuffo krodua	6 seater KVIP	In use and in good shape
		Gideon Foundation		Joseph Kumi	0555903957				In good shape

15	Jej-Krodua	(NGO)				Private	Larbi	10 seater KVIP	
16		Mr. Christian Nii korlai	0244569015	Madam Christiana	0244569015	Private	Papase no.1	28 seater Pour flush	In good shape In use
17		Mr. Moro Muhammed	0547053834	Mr. Moro Muhammed	0547053834	Private	Papase no.2	16 seater pour flush	In good shape In use
18		John Adoten Sackey	0544171046	Madam Love 0544171046	0544171046	Private	Papase no.2	24 seater pour flush	In good shape In use

19		Prudent		No caretaker		Private	Adawukwa	12 seater pour flush	In use In good shape
20		Ernest Afutu	0246460640	Alhassan	0246460640	Public	Old D/A school	10 seater pour flush	Fairly good In use
21		Samuel Adjei	0540650665	Samuel Adjei	0540650665	Private	Old D/A school	20 seater pour flush	Fairly good In use
22		Kofi Adam	0548340295	Brother Kwame	0548340295	Private	Zabuzongo Timber market	9 seater pour flush	Fairly good and In use
23		Daniel Azuma	0548340295	Daniel Azuma	0548340295	Private	Zabuzongo mountain	16 seater pour flush	Fairly good and In use
		Temkpor Asiayo	0248649056	Madam Baforwaa	02457129172	Public	Mankesim	10 seater pour flush	Not in good condition
24	Awutu								In use
25	Bawjia se	Mr. Azuma	0553691004	Mr. Azuma	0553691004	Public	Zongo	8 seater pour flush	Fairly good and In use

26		William Agyemang	0547343991	WilliamAgyemang	0547343991	Public	Mankesim	10 seater Enviro loo	Fairly good In use
27	Bontrase	PPAG		Nathaniel Aidoo	0242344188	Public	Market centre	8 seater KVIP	Not in good condition In use
28		PPAG				Public	Bantama Opposite the Pentecost Church	8 seater KVIP	Not in good condition In use
29		PPAG				Public	Ama Dua Behind D/A school park	10 seater KVIP	Not in good condition In use
30		PPAG		Stephen Amoah	0244829212	Public	Aberful	8 seater KVIP	Not in good condition In use

### 3.3STANDARD ENFORCEMENT

#### 3.3.1 Premises and facilities inspection

A premises and facilities inspection is a thorough examination of property, building, or facility to ensure its meets specific standards, regulations. The inspection assesses the conditions, safety, and suitability of the premises for its intended use

In accordance with the Environmental and Public Health laws, it is mandatory and responsibility of Environmental Health Officers to carry out premises inspection to ensure environmental and public health compliances in communities. All staff at the neighborhood Area Councils have been in-charge of conducting premise inspections in their catchment Areas. The objectives for the inspection are as follows;

- To ensure that the premises and facilities comply with environmental health and industry standards to promote public health
- To detect any safety risks, health hazards or environmental that could impact negatively on occupants, visitors or the neighbouring communities.

The target areas include residential premises, markets, eating bars, local industries, water producing factories, garages, lorry terminals, private basic schools, private S.H.S, private basic schools, public S.H.S, bakeries, public toilets, private owned public toilets, cold stores and private clinics.

During the period under review, One Thousand,One Hundred and Thirty-Seven (1,137) premises were targeted for inspection for Second Quarter. Of these, Eight Hundred and Two (802) premises were inspected which represents 70.54%. Some of the nuisances detected include open defecation, careless trash disposal, and, Food Vendors without Certified Medical Certificate and among others.

***Table 25:Data On Premises Inspection Conducted and Nuisance Abatement in Third Quarter(2025***

S/N	CATEGORIES OF	TARGET FOR INSPECTION (TARGET)	NUMBER INSPECTED	%TAGE
2	Domiciliary Premises	559	416	74.42%

3	Market	6	5	83.33%
4	Hospitality	280	193	68.93%
5	Health Care facilities	37	27	72.97%
6	Industries	32	12	37.50%
7	Sanitary facilities	47	28	59.57%
8	Schools	97	50	51.55%
<b>Total</b>		1,058	731	<b>69.09%</b>

**Table 26: Categories of premises inspected**

S/No.	SubMetro/Zonal/Area Council	No. of Premises Inspected																				
		DOMISCILLARY			HOSPITALITY			HEALTHCARE FACILITIES			SCHOOLS			MARKETS			INDUSTRIES			SANITARY FACILITIES		
		TAR.	NO.	%	TAR.	NO.	%	TAR.	NO.	%	TAR.	NO.	%	TAR.	NO.	%	TAR.	NO.	%	TAR.	NO.	%
1	Bawjiase	145	102	70.34%	57	38	66.67%	7	5	71.43%	21	12	57.14%	1	1	100.00 %	7	3	42.86%	10	7	70.00%
2	Beraku	87	57	65.52%	40	24	60.00%	6	1	16.67%	12	5	41.67%	1	1	100.00 %	8	3	37.50%	9	6	66.67%
3	Bontrase	55	48	87.27%	46	35	76.09%	3	2	66.67%	10	4	40.00%	1	1	100.00 %	0	0	#DIV/0 !	5	3	60.00%
4	Jei-Krodua	120	112	93.33%	62	46	74.19%	9	5	55.56%	22	11	50.00%	1	1	100.00 %	10	5	50.00%	7	5	71.43%
5	Obrachire	65	47	72.31%	28	18	64.29%	6	8	133.33%	13	6	46.15%	1	0	0.00%	3	0	0.00%	9	2	22.22%
6	Senya	87	50	57.47%	47	32	68.09%	6	6	100.00%	19	12	63.16%	1	1	100.00 %	4	1	25.00%	7	5	71.43%

Table 27: Data on premises inspection conducted at Area council level

S/N	PREMISES	AREA/URBAN COUNCIL																			TAR. TOTAL	ACTUAL TOTAL
		AWUTU			BAWJIASE			BONTRASE			JEI-KRODUA			OBRACHIRE			SENYA					
		TAR.	NO.	%	TAR.	NO.	%	TAR.	NO.	%	TAR.	NO.	%	TAR.	NO.	%	TAR.	NO.	%			
1	Residential	87	57	65.52%	145	102	70.34%	55	48	87.27%	120	112	93.33%	65	47	72.31%	87	50	57.47%	559	416	
2	Markets	1	1	100.00%	1	1	100.00%	1	1	100.00%	1	1	100.00%	1	0	0.00%	1	1	100.00%	6	5	
3	Hotels/Guesthouses	10	5	50.00%	8	7	87.50%	0	0	#DIV/0!	5	3	60.00%	0	0	#DIV/0!	5	3	60.00%	28	18	
4	Restaurants	3	2	66.67%	10	4	40.00%	0	0	#DIV/0!	8	5	62.50%	2	1	50.00%	3	2	66.67%	26	14	
5	Eating bar	17	12	70.59%	25	17	68.00%	45	35	77.78%	20	15	75.00%	15	11	73.33%	19	15	78.95%	141	105	
6	Local industries	5	3	60.00%	4	2	50.00%	0	0	#DIV/0!	6	3	50.00%	2	0	0.00%	2	0	0.00%	19	8	
7	Water Producing Factories	3	0	0.00%	3	1	33.33%	0	0	#DIV/0!	4	2	50.00%	1	0	0.00%	2	1	50.00%	13	4	
8	Private basic schools	5	3	60.00%	9	5	55.56%	5	1	20.00%	10	5	50.00%	5	2	40.00%	8	6	75.00%	42	22	
9	Private SHS	1	0	0.00%	1	0	0.00%	2	1	50.00%	1	0	0.00%	1	1	100.00%	1	0	0.00%	7	2	
10	Public basic schools	5	2	40.00%	10	6	60.00%	2	2	100.00%	10	6	60.00%	5	3	60.00%	9	5	55.56%	41	24	
11	Public SHS	1	0	0.00%	1	1	100.00%	1	0	0.00%	1	0	0.00%	2	0	0.00%	1	1	100.00%	7	2	
12	Bakeries	2	0	0.00%	1	1	100.00%	1	0	0.00%	2	1	50.00%	1	0	0.00%	2	0	0.00%	9	2	
13	Public toilets	4	4	100.00%	5	4	80.00%	5	3	60.00%	2	2	100.00%	4	0	0.00%	2	2	100.00%	22	15	
14	Private owned public toilets	5	2	40.00%	5	3	60.00%	0	0	#DIV/0!	5	3	60.00%	5	2	40.00%	5	3	60.00%	25	13	
15	stores	7	4	57.14%	10	8	80.00%	0	0	#DIV/0!	25	20	80.00%	8	4	50.00%	14	10	71.43%	64	46	
16	Private clinics	2	0	0.00%	2	1	50.00%	0	0	#DIV/0!	3	1	33.33%	2	1	50.00%	1	1	100.00%	10	4	
17	Public Health facilities	1	1	100.00%	2	2	100.00%	0	0	#DIV/0!	1	1	100.00%	2	1	50.00%	1	1	100.00%	7	6	
18	Pharmacy Shops	3	0	0.00%	3	2	66.67%	3	2	66.67%	5	3	60.00%	2	6	300.00%	4	4	100.00%	20	17	
19	Corn and Cassava Mills	1	1	100.00%	3	1	33.33%	0	0	#DIV/0!	2	2	100.00%	2	2	100.00%	4	2	50.00%	12	8	
TOTAL		163	97	59.51%	248	168	67.74%	120	93	77.50%	231	185	80.09%	125	81	64.80%	171	107	62.57%	1058	731	



### 3.3.2 Number of successful prosecution

During the review period, no sanitary offender was sent to court for prosecution

*Table 1: Number of successful prosecution*

S/ N	URBAN/AR EA COUNCIL	NUMBER OF NOTICE SERVED	NUMBER OF COMPLIANC E	% OF COMPLIANC E	NUMBER OF SUMMON S SERVED	NUMBER OF SUCCESSFUL PROSECUTION		
						Yes	No	Remarks
1	Awutu	18	10	55.56%	0		No	
2	Bawjiase	25	18	72.00%	0			No prosecution
3	Bontrase	10	6	60.00%	0		No	No prosecution
4	Jej-Krodua	17	12	70.59%	0		No	No prosecution
5	Obrachire	5	3	60.00%	0		No	No prosecution
6	Senya	12	8	66.67%	0		No	No prosecution
TOTAL		87	57	65.52%	0			



**Table 29: Data on some nuisance detected in 2ndQuarter, 2025**

1	9/10/2025	All occupants	Beraku	Human excrement observed on the premises with a dilapidated household latrine	A period of Three months was given to construct new household latrine	not yet
2	22/10/2025	Diamond City PUB	Akrampa	Operating drinking spot to the general public without medical health certificate for the year 2025	A period two days for the acquisition of valid medical health Certificate	Certificate acquired
3	22/10/2025	Mango Alice chopbar	Akrampa	Operating drinking spot to the general public without medical health certificate for the year 2025	A period two days for the acquisition of valid medical health Certificate	Certificate acquired
4	22/10/2025	Jacob Arhin,Solomon Arhin	Akrampa	Operating guesthouse without obtaininfg the necessary documentation (suitability report)	A period One month for the acquisition of suitability report	Not yet
5	22/10/2025	Anita Tetteh,Theresa h Bonney and other occupants	Ahweahwe a	Dilapidated offensive pit latrine with flies and others hovering all over	Have been given two weeks to close down the pit latrine and construct new one immediately	Not yet done
6	22/10/2025	Aba Owude,Haruna Amoanu	Ahweahwe a	Accumulation of large quantity of human excreta in three different pots exposed to flies and domestic animals	A period of one hour was given for immediate abatement	Abatement done
7	22/10/2025	Stephen Troken Bachie	Ahweahwe a	Operating restaurant without obtaining a valid medical health certificate for the year 2025	A period two days for the acquisition of valid medical health Certificate	Certificate acquired
8	22/10/2025	Alice Buabeng and Veronica Buabeng	Ahweahwe a	Operating spots without obtaining valid medical health	A period two days for the acquisition of valid medical health Certificate	Certificate acquired
9	22/10/2025	Chriistiana Amoanoawa	Ahweahwe a-Beraku	Operating drinking spot to the general public without medical health certificate for the year 2025	A period two days for the acquisition of valid medical health Certificate	Certificate acquired

10	22/10/2025	Edith Yeguo	Beraku Zongo	Operating drinking spot to the general public without medical health	A period two days for the acquisition of valid medical health Certificate	Certificate acquired
				certificate for the year 2025		
11	22/10/2025	Portia Quaye	Beraku Zongo	Selling food to general public without obtaining medical health certificate	A period two days for the acquisition of valid medical health Certificate	Not yet done
12	22/10/2025	Samira Dede	Senya	Selling food (waakye) to general public without obtaining medical health certificate	A period two days for the acquisition of valid medical health Certificate	Certificate acquired
13	22/10/2025	Daniel Amoah	Beraku station	Preparing food under unhygienic condition.Indiscriminate dumping of refuse behind premises.	A period of two hours was given for immediate abatement of nuisances detected	Nuisance abated with immediate effect
14	30/10/2025	Alhaji and Brothers	Beraku	Accumulation of large quantity of refuse on the premises	An invitation notice was issued to the offender for questioning and abatement	Nuisance abated with immediate effect
15	30/10/2025	Diana Tetteh	Beraku	Accumulation of large quantity of human excreta in three different pots exposed to flies and domestic animals	An invitation notice was issued to the offender for questioning and abatement	Nuisance abated with immediate effect
16	30/10/2025	Comfort AFFUL,Afia Serwah and other occupants	Beraku	Accumulation of large quantity of human excreta in uncovered black bucket with flies moving	An invitation notice was issued to the offender for questioning and abatement	Nuisance abated with immediate effect
17	3/11/2025	Bright Okine	Beraku	Accumulation of large quantity of refuse with dipers in black bag,overgrowth of weeds	Aperiod of two hours for immediate abatement	Nuisance abated with immediate effect

18	3/11/2025	Gladys Fosu,loveth and all occupants	Beraku	Accumulation of refuse in sacks and overgrowth	An invitation notice was issued to the offender for questioning and abatement	Nuisance abated with immediate effect
19	3/11/2025	Betty Afadzie	Beraku	Selling douhnhnut without a valid medical health certificate	A period two days for the acquisition of valid medical health Certificate	Certificate acquired
20	3/11/2025	Daniel Bannor	Beraku	Accumulation of large quantity of refuse at workplace	An invitation notice was issued to the offender for questioning and abatement	Nuisances abated
21	3/11/2025	Theresah Tetteh and aall occupants	Beraku	Accumulation of large quantity refuse on the premises	An invitation notice was issued to the offender for questioning and abatement	Nuisances abated
22	3/11/2025	Benjamin Awotwe	Beraku	Accumulation of large quantity of refuse at workplace	A period of Two hours for immediate abatement	Nuisances abated
23	3/112025	Ata Welder	Beraku	Accumulation of large of quantity of refuse on the premises	A period of Two hours for immediate abatement	Nuisances abated
24	3/11/2025	Mr.Mensah	Beraku	Rearing of in a residential area	A period of One month was given for relocating	Nuisance not abated
25	3/11/2025	Aunty Adwoa	Beraku	Accumulation of large quantity of wastewater at the back of the bathouse	A period of one week was given for construction of soak away pits	Construction ongoing
26	2/12/2025	Grace Quaye	Beraku	Accumulation of large quantity of wastewter behind bathhouse breeding mosquitoes	A period of one week was given for construction of soak away pits	Not started
27	2/12/2025	Evans Amawuga	Beraku	Operating Corn mill machine without medical health certificate for the year 2025	A period of one day was given for acquisition of a valid medical health certificate	Certificate acquired
28	2/12/2025	Rejoyce Quaye	Beraku	Operating chop bar without a Medical Health Certificate for the year 2025	A period of one day was given for acquisition of a valid medical health certificate	Certificate acquired

29	2/12/2025	Victoria Quaye	Beraku	Operating fufu machine and chop bar without obtaining medical health certificate for the year 2025	A period of one day was given for acquisition of a valid medical health certificate	Certificate acquired
30	2/12/2025	Mr.Okine and other occupants	Beraku	Accumulation of human excreta in black poly thene bag in a rubber producing offensive odour	An invitation notice was issued to the offender for questioning and abatement	Nuisances abated
31	3/12/2025	Cecilia Obosu	Senya	Accumulation of large quantity of human excrement in an uncompleted building	An invitation notice was issued to the offender for questioning and abatement	Nuisances abated
32	3/12/2025	Rita Ramsy,Debora Essibu	Senya	Preparing food under unhygienic condition.Unswept surroundings,preparing food without obtaining medicall health for the year 2025	An invitation notice was issued to the offender for questioning and abatement	Nuisances abated
33	3/12/2025	Regina Tetteh and Tetteh	Senya	Selling food to general public without obtaining medical health certificate	An invitation notice was issued to the offender for questioning and abatement	Certificate acquired
34	3/12/2025	Ernestina Essel and all occupants	Senya	Accumumulation of Large volume of wastewater at back of the bathhouse breeding mosquitoes	An invitation notice was issued to the offender for questioning and abatement	Nuisances abated
35	3/12/2025	Mary Acheampong	Senya	Selling food without medical health certificate for the year 2025	A period of one day was given for acquisition of a valid certificate	Certificate acquired
36	3/12/2025	Salomey Akrumu and Vida Bosompra	Senya	Accumulation of large quantity of refuse on premises with flies hovering over	An invitation notice was issued to the offender for questioning and abatement	Nuisances abated
37	3/12/2025	Esis Adiza	Senya	Accumulation of human excreta on a bare ground with flies hovering over	An invitation notice was issued to the offender for questioning and abatement	Nuisances abated

38	3/12/2025	Adwoa Menyia	Senya	Selling food to general public without obtaining medical health certificate	An invitation notice was issued to the offender for questioning and abatement	Certificate acquired
39	3/12/2025	Sister Serwah and other occupants	Senya	Accumulation of large quantity of refuse on a bare ground of the premises and accumulation of anal cleaning material on the toilet	An invitation notice was issued to the offender for questioning and abatement	Nuisances abated
40	4/12/2025	Mr.Alex Womega	Bontrase	Operating corn mil without a valid medical certificate and accumulation of large quantity of waste behind premises	An invitation notice was issued to the offender for questioning and abatement	Nuisances abated
41	4/12/2025	Ecolish shop	Bontrase	Accumulation of large quantity of refuse behind the premises	An invitation notice was issued to the offender for questioning and abatement	Nuisances abated
42	4/12/2025	Janet Adobia	Bontrase	Accumulation of large quantity of refuse behind the premises	An invitation notice was issued to the offender for questioning and abatement	Nuisances abated
43	4/12/2025	Mary Sarkwah	Bontrase	Operating Drinking spot without a valid medical health certificate	An invitation notice was issued to the offender for questioning and abatement	Certificate acquired
44	4/12/2025	GraceAbbeyqu aye and Esis Yeboah	Bontrase	Gari processing without a valid health certificate	An invitation notice was issued to the offender for questioning and abatement	Not acquired



## **4.0 CHAPTER FOUR**

### **4.1 ACHIEVEMENT, CONSTRAINTS**

#### **4.1.1 Achievement**

The office was able to supervise Three (3) clean-up exercises in the district.

#### **4.1.2 Constraints**

The Unit tried to manage the limited resource available to help ensure a safe and conducive environment free of diseases for people. However, we encountered some challenges and below are as follows.

- Apathy towards environmental sanitation activities by community members particularly clean-up exercise
- Inadequate skilled and unskilled Labour force
- Absence of public pound or pen at the Area Councils to help control the stray animals in the district
- Inadequate refuse containers for waste collection
- Majority of communal refuse containers are in deplorable state and need maintenance or replacement
- No vehicle for the Unit to use for monitoring of sanitation activities in the district
- Inadequate public and household toilets have resulted in open defecation in some Communities
- The performance of waste collection in the district is very low

## **CHAPTER FIVE**

### **5.0 CONCLUSION AND RECOMMENDATION**

#### **5.1 Conclusion**

To increase the collection and disposal of refuse from the current 15% to 30% by the end of 2024  
5.36% of waste were collected and hauled to the final disposal site in the Fourth Quarter, 2025 which was very low below the thresholds due to inadequate communal refuse containers, defective communal refuse containers and other logistical challenges.

To increase Basic Sanitation Coverage from 50% to 60%

The Basic sanitation coverage of the district was 48.58% in Fourth Quarter, 2025

To enforce environmental health Laws (Assembly Bye Laws) by prosecuting sanitary offenders at law court.

No sanitary offender was prosecuted

To conduct One Thousand premises and facilities in the district

One Thousand, One Hundred and Thirty-Seven (1,058) premises were targeted for the Second Quarter, 2025. Of these, Four Hundred and Forty-Three (731) premises were inspected which represents 69.09%.

#### **5.2 Recommendations**

- The District Assembly should facilitate the recruitment of skills personnel to educate and enforce sanitary standards
- The Assembly should procure additional Five (5) communal refuse containers to augment the waste collection operations in the district.
- Zoom lion Ghana Limited should replace all defective communal refuse containers to improve waste collection in the district
- The Environmental Health Unit should regularize door-to-door waste collection as innovative approach of managing solid waste in the district to enhance and improve waste collection performance in the system.
- The Assembly should provide financial, sanitation and transport logistics to Environ

mental Health Unit to be able mobilize community members to build latrines through Community-led Total Sanitation (CLTS) approach

- The Environmental Health and Sanitation Unit should collaborate with the District Assembly to facilitate the construction of pound or pen in all the Area Council capitals to help control stray animals so as to reduce zoonotic infections and destruction of farm produce





## GALLERIES



Picture showing Environmental Health Officer writing an Invitation Notice to a provision shop owner who has failed to undergo medical health examination



Picture showing Hon. DCE and the community members of Bontrase together after the clean-up exercise



Picture showing Hon. DCE and his entourage engaging the Opinion Leaders of Bontrase



Picture showing Bontrase SHS Students participating in clean-up exercise



**Picture showing refuse dumpsite at Akufu Krodua in Jei-Krodua Area Council**



**Picture showing Household latrine discharging its faecal matter into public drain**



**Picture showing an Invitation Notice issued to Sanitary Offender**



**Picture showing a collapse septic tank of Household toilet in Awutu Beraku**

